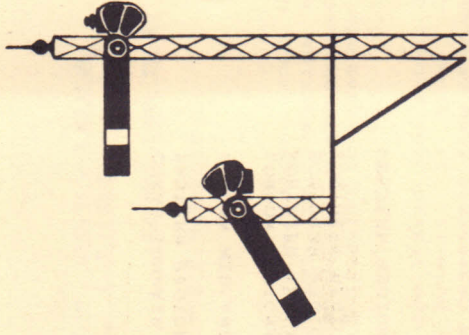


Branch

Line

Society



**PASSENGER
TRAIN
SERVICES over
UNUSUAL LINES
1986-87**

150p

INDEX

CORAS IOMPAIR EIREANN	34
EASTERN REGION: London Area routes	2
Other routes	10 - 16
LONDON MIDLAND REGION: London Area routes	2 - 4
Other routes	16 - 26
LONDON REGIONAL TRANSPORT	33
NORTHERN IRELAND RAILWAYS	34
SCOTTISH REGION	30 - 33
SOUTHERN REGION: London Area routes	4 - 9
Other routes	29 - 30
WESTERN REGION: London Area routes	4
Other routes	26 - 29

EXPLANATION OF REFERENCES

- C : Motorail train.
D : Dated service.
N : This train is Not Advertised in the public timetable and is subject to cancellation at short notice. These trains are not normally available to members of the general public.
NRU : No regular use of this route has been noted.

Days of operation :

- | | | | | |
|----------------|---------------|--------------|--------------------------|--|
| M : Mondays | } <u>plus</u> | X : Excepted | | |
| T : Tuesdays | | O : Only | e.g. | |
| W : Wednesdays | | | FO - Fridays Only | |
| Th : Thursdays | | | SX - Saturdays Excepted. | |
| F : Fridays | | | | |
| S : Saturdays | | | | |

SUN : Sundays Only.

Where no indication is given, a train runs Mondays to Saturdays throughout the period of the timetable.

FURTHER COPIES

Additional copies of this publication, price £1.50 including postage, can be obtained from the Branch Line Society, Sales Officer, R.B.Turner, 18 Stanley Place, Walkhill, West Midlands, WNH 1PL. Cheques and Postal Orders should be crossed and made payable to the Branch Line Society.

PASSENGER TRAIN SERVICES
OVER UNUSUAL LINES

TWENTY-SIXTH EDITION

12 MAY 1986 TO 10 May 1987

Compiled by R.Hamilton and B.W.Rayner

HOW TO USE THIS PUBLICATION

Below are listed all routes maintained as passenger lines which do not have a publicly advertised passenger train service operating throughout the year. Also shown are routes which, although used on a regular and often frequent basis, are difficult to identify in the public timetable.

Timetabled trains using these routes are listed; for actual dates of operation see the appropriate timetable. Motorail or other publicity. Where it has been possible to identify a reasonable flow of special excursions (either publicly advertised or privately chartered) operating over a certain route, this has also been shown. A certain amount of licence must be allowed in this part of the list, as on many occasions an alternative route may also exist, though the one shown is the route normally used. Special excursions between points served by Summer seasonal services can normally be expected to traverse the same route but staff shortages in certain areas make it sometimes necessary to run the special trains by other routes. The points mentioned for special trains can also be taken to include trains travelling via these places to and from points beyond.

SUPPLEMENTS

It is expected that a supplement to this publication will be issued during October 1986. This will be issued automatically to all Branch Line Society members along with, or included within, *Branch Line News*. Any non-member who wishes to receive this supplement should send a 9 in by 4 in 12p-stamped addressed envelope to the address on the inside front cover. The supplement will be despatched as soon as possible after publication.

SUNDAY DIVERSIONS

To facilitate track maintenance and other engineering work on main lines, certain secondary routes are used on a semi-regular basis for Sunday diversions. These diversions follow a regular pattern and, depending on the route involved, start either late on Saturday evening or early Sunday morning, usually finishing in time for late afternoon and evening Sunday services to run normally.

Details of routes used, where those routes do not carry regular timetabled passenger services, are shown along with the times of the normal "blockage" if these are known. It must be realised that these blockages DO NOT OPERATE EVERY WEEKEND, but probably on at most twenty Sundays per annum. Certain services are shown below as running via the alternative route; this is the "booked" route of these trains but they are subject to further diversion for engineering work in the same way as other Sunday services and may well be "diverted" via the normal weekday route.

LONDON AREA LINES

- L.1 Ilford: Up and Down Passenger Loops (outside flyover) (52 ch)
05:32 SX Colchester - Liverpool Street.
08:05 SX Clacton - Liverpool Street.
16:27 SX, 16:43 SX, 17:00 SX, 17:45 SX and 18:07 SX
Southend Victoria - Liverpool Street.
No booked service in the Down direction.
- L.2 Forest Gate Jn - Woodgrange Park Jn (31 ch)
Barking Station Jn - Barking Jn (via flyover) (30 ch)
Used by evening services between Liverpool Street and the Tilbury and Southend section. Trains between Liverpool Street and Upminster also use the connection (34 ch) between the Tilbury line platforms and the Upminster line at the east end of Barking station.
- L.3 Stratford: Gas Factory Jn - Bow Jn - Stratford Western Jn - Stratford Station (1 mi 71 ch)
Used, along with L.2, by Fenchurch Street trains when the line is blocked for engineering work between Gas Factory Jn and Barking.
- L.4 Stratford Centre Jn West - Channelsea Jn (29 ch)
Special trains GE section to and from GN line, WCML, Southern and Western Regions run via this route.
- L.4a Channelsea Jn - Loughton Branch Jn South (59 ch)
NRU.
- L.5 Stratford Centre Jn East - Loughton Branch Jn South - Copper Mill Jn (3 mi 18 ch)
Special trains Cambridge line to and from GN line, WCML, Southern and Western Regions run via this route.
- L.6 Stratford: Carpenters Road Curve (26 ch)
Special trains between Liverpool Street and the GN line; also certain Liverpool Street and Cambridge services when the line is blocked for engineering work between Cheshunt and Shelford.
- L.8 Canonbury Jn - Finsbury Park (1 mi 23 ch)
Special trains between the GN line and Kensington Olympia, Southern and Western Regions (reversing at Dalston Jn) and also to and from the GE and LTS sections normally run via this route.
- L.9 Primrose Hill Jn - Camden Jn (main lines) (22 ch)
Special trains between the Eastern Region and the WCML normally run via this route (but see also L.12).
- L.10 Euston: Departures via the Down Carriage line to Camden Jn
17:03 SX (7) and 17:03 SUN (2) Euston - Holyhead.
17:55 (7) Euston - Liverpool Lime Street.
The above services depart from the platform shown and, subject to the punctuality of incoming services, run via the diveunder carriage line to avoid conflicting with those services.

- L.11 Willesden Junction New Station - Kensal Green Jn (26 ch)
NRU.
- L.12 Willesden Jn No.6 - Kensal Green Jn (City Goods lines) (76 ch)
Used as an alternative to L.9 for special trains between the Eastern Region and the WCML.
- L.13 Seven Sisters - South Tottenham West Jn (13 ch)
Diesel-hauled special trains to and from Enfield Town etc.
- L.14 South Tottenham East Jn - Tottenham South Jn (43 ch)
Special trains between the GE section and the Midland line normally run via this route (and also via L.4 and L.4a if from east of Stratford).
- L.15 Harringay West Jn - Harringay Jn (22 ch)
Used as an alternative to reversal at Dalston Jn and L.8 by special trains from Kensington Olympia, Southern and Western Regions to the GN main line.
- L.16 Gospel Oak: Connection to and from Junction Road Jn line
Special trains between the LTS section and the Southern and Western Regions run via this route (but see also L.18). Also used by trains running via L.15.
- L.17 Kentish Town: Junction Road Jn - Carlton Road Jn (56 ch)
Special trains between the Midland line and the Eastern Region run via this route.
- L.18 Cricklewood Jn - Dudding Hill Jn - Acton Wells Jn (3 mi 61 ch)
Along with L.17, this route is sometimes used as an alternative to L.16 for special trains between the LTS section and the Southern and Western Regions.
- L.19 Silkstream Jn - Hendon Jn (via Goods lines) (58 ch)
Brent Jn - Dudding Hill Jn - Acton Wells Jn (3 mi 79 ch)
Special trains, Midland line to and from Southern and Western Regions run via this route, although trains from Leicester and stations north thereof to and from the Western Region and the South Western Division of the Southern Region may run via Birmingham and Oxford or Gloucester.
- L.20 Wembley Central - Willesden Jn via Low Level Goods lines (2 mi 47 ch)
Used by special trains between WCML and Kensington Olympia when running via WCML Slow lines north of Wembley Central.
- L.21 Wembley Central (Sudbury Jn) - Acton Canal Wharf - Acton Wells Jn (2 mi 58 ch)
Certain special trains, Rugby, Watford etc. to and from the Western Region, as an alternative to reversal at Kensington Olympia. Also certain special trains to and from Wembley Central, usually from the Western Region or Midland line.

- L.22 Willesden Jn High Level - Mitre Bridge Jn (43 ch)
NRU.
- L.23 Acton Wells Jn - Acton Main Line (Poplar Jn) (49 ch)
Special trains between the Western Region and the Eastern Region and Midland line.
- L.25 Greenford West Jn - Greenford LTE Bay Jn (11 ch)
Drayton Green Jn - Hanwell Jn (36 ch)
Special trains. High Wycombe line to and from Slough and west thereof.
- L.26 Greenford East Jn - Greenford South Jn (26 ch)
Drayton Green Jn - Hanwell Jn (36 ch)
Alternative route between Old Oak Common and Hanwell. NRU.
- L.27 South Acton Jn - Kew East Jn - New Kew Jn (1 mi 8 ch)
Clapham Jn 'A' - Longhedge Jn - Factory Jn (1 mi 40 ch)
Special trains between the Southern Region (Central and South Eastern Divisions) and the Midland line run via this route.
- L.28 South Acton Jn - Kew East Jn - Old Kew Jn (1 mi 16 ch)
Special trains between the Southern Region (South Western Division) and the Eastern Region or Midland line run via this route.
- L.28a Addlestone Jn - Byfleet Jn (72 ch)
Trains between Staines and Woking (see Table 147).
- L.29 Clapham Jn 'A' - Longhedge Jn - Factory Jn (1 mi 40 ch)
NRU.
- L.29a Wimbledon - East Putney Jn - Point Pleasant Jn (3 mi 25 ch)
Clapham Jn 'A' - Longhedge Jn - Factory Jn (1 mi 40 ch)
Special trains between the South Western Division and Kent Coast etc. usually run via this route.
- L.30 Wimbledon - East Putney Jn - Point Pleasant Jn (3 mi 25 ch)
N '86' 23:24 Waterloo - Wimbledon (staff train).
Alternative route between Wimbledon and Clapham Jn.
Used by LRT District Line trains between Wimbledon and East Putney Jn.
- L.31 Clapham Jn (Pouparts Jn) - Stewarts Lane Jn - Battersea Pier Jn
(1 mi 27 ch)
'52' D 05:25, D 08:35 and 17:20/18:20 (all daily) and D 05:55 SUN Newhaven Marine - Victoria.
Alternative route for Central Division trains between Clapham Jn and Victoria.

- L.32 Longhedge Jn - Stewarts Lane Jn - Battersea Pier Jn (75 ch)
Access to Victoria from the West London line. NRU.
- L.33 Victoria: Central Division trains running to Eastern side via 219 points
All boat trains. Victoria to Newhaven Marine, plus:
'72' 12:36 SX Victoria - Smitham.
'90' 12:51 SX Victoria - Epsom.
D '52' 05:55 Newhaven Marine - Victoria.
'94' 11:54 SX West Croydon - Victoria.
'58' 12:06 SX Epsom - Victoria.
- L.35 West London and West London Extension lines
Trains which run via Kensington Olympia en route Eastern and Western Regions to and from Central and South Eastern Divisions of the Southern Region, and also between the WCML and the Southern Region run via this route.
Willesden West London Jn - Mitre Bridge Jn - North Pole Jn - Kensington Olympia - Latchmere Jn - Clapham Jn (Central Division)
Most services booked via Kensington Olympia (see Table 50) use this route, as does:
08:12 SX Clapham Junction - Kensington Olympia.
Other services use routes L.36, L.37 and L.38.
- L.36 Old Oak Common (West London Jn) - North Pole Jn (34 ch)
19:46 and 19:46 SUN Kensington Olympia - Reading.
07:26 MX and 09:45 SUN Reading to Dover Western Docks.
05:46 MO Portsmouth & Southsea - Reading - Dover Western Docks.
- L.37 Latchmere Jn - Longhedge Jn - Factory Jn (1 mi 03 ch)
10:45, 13:45 and 13:45 SUN Dover Western Docks - Liverpool Lime St.
17:45 and 17:45 SUN Dover Western Docks - Manchester Piccadilly.
07:26 MX and 09:45 SUN Reading - Dover Western Docks.
05:46 MO Portsmouth & Southsea - Reading - Dover Western Docks.
07:49 Liverpool Lime Street - Dover Western Docks.
09:25 Manchester Piccadilly - Dover Western Docks.
09:03 SUN Wolverhampton - Dover Western Docks.
- L.38 Latchmere Jn - Clapham Jn 'A' (37 ch)
08:24 SX, 08:49 SX, 09:14 SX, 16:37 SX, 17:03 SX, 17:27 SX Kensington Olympia - Clapham Junction.
08:37 SX, 09:03 SX, 16:25 SX, 16:50 SX, 17:55 SX Clapham Junction - Kensington Olympia.
- L.42 Grosvenor Bridge Jn - Stewarts Lane Jn - Factory Jn (76 ch)
'58' 17:45 SX Victoria - Dartford.
'72' 05:26 SO and hourly until 18:26 SO Victoria - Orpington.
'82' 05:56 SO and hourly until 18:56 SO Victoria - Sevenoaks.

L.42a Factory Jn - Stewarts Lane Jn - Battersea Pier Jn (76 ch)

NRU.

L.43 Brixton Jn - Canterbury Road Jn - Cambria Jn (62 ch)

'58' 04:25 SUN Victoria - Dover Priory.
 05:46 MO Portsmouth & Southsea - Dover Western Docks.
 07:26 MSX Reading - Dover Western Docks.
 '96' 08:57 SX, 09:57 SX, and 06:57 SO and hourly until 18:57 SO
 Victoria - Ashford.
 '68' 16:25 SX, 17:25 SX, 18:25 SX Victoria - Dartford.
 '58' 16:45 SX Victoria - Dartford.
 '78' 17:05 SX, 18:05 SX Victoria - Dartford.
 '96' 18:30 SX Victoria - Ramsgate.
 '96' 18:57 SX Victoria - Maidstone East.
 '62' 04:50 SO Swanley - Victoria.
 '58' 06:56 SX, 07:48 SX Dartford - Victoria.
 '78' 07:18 SX, 08:18 SX Dartford - Victoria.
 '92' 08:00 SX Sheerness-on-Sea - Victoria.
 '96' 09:12 SX, 10:07 SX and hourly until 22:07 SX (but NOT 15:07
 or 16:07), also 19:06 SO and hourly until 22:06 SO, also 07:11
 SUN and 08:07 SUN and hourly until 21:07 SUN Ashford - Victoria.
 '72' 05:06 SO, 05:36 SO, 06:06 SO and hourly until 19:06 SO
 Orpington - Victoria.
 '82' 06:18 SO and hourly until 19:18 SO, 20:24 SO, 21:26 SO, 22:26
 SO, 06:28 SUN and hourly until 21:28 SUN Sevenoaks - Victoria.

L.43a Factory Jn/Voltaire Road Jn and Crofton Road Jn

Trains via Stewarts Lane Jn (q.v.).
 All Saturday and Sunday trains from Victoria to Denmark Hill (see
 Table 195); also:
 '96' 07:53 SX, 10:57 SX, 11:57 SX, 12:57 SX, 13:57 SX, 19:57 SX,
 20:57 SX, 21:57 SX, 22:57 SX Victoria to Ashford.
 '96' 14:57 SX, 16:03 SX Victoria - Ramsgate.
 '96' 15:40 SX, 06:07 SO and hourly until 17:07 SO, 18:06 SO
 Ashford - Victoria.
 '96' 16:46 SX Ramsgate - Victoria.
 '92' 07:12 SX, 07:52 SX Rochester - Victoria.
 '68' 07:36 SX, 08:36 SX Dartford - Victoria.
 '58' 17:20 SX Sidcup - Victoria.
 Certain boat trains from Dover Western Docks or Folkestone Harbour
 to Victoria run over this line.

L.44 Brixton Jn - Canterbury Road Jn - Loughborough Jn (57 ch)

NRU.

L.45 Blackfriars Jn - Metropolitan Jn (31 ch)

'48' 05:49 SX Holborn Viaduct - Bromley North.
 '17' 04:10 SX Orpington - Holborn Viaduct.

L.46 Cannon Street West Jn - Cannon Street North Jn (20 ch)

N '2' 04:57 SX Charing Cross - Cannon Street (staff train).
 Also used for shuttle service as follows when engineering work
 blocks lines shown:
 (a) Cannon Street and Waterloo East (when Charing Cross is
 closed);
 (b) Cannon Street and Charing Cross (when the Charing Cross lines
 are blocked between North Kent East Jn and Metropolitan Jn).

L.47 Lewisham Vale Jn - Tanners Hill Jn (St.Johns Reversible line) (28 ch)

SX trains from Charing Cross to Lewisham, not calling at New
 Cross, between 16:10 and 18:35 (see Table 201), EXCEPT:
 '62' 16:13 SX Charing Cross - Gillingham.
 '64' 18:06 SX Charing Cross - Gravesend.

SX trains from Lewisham to Charing Cross, not calling at New
 Cross, between 06:55 and 09:55 (at Lewisham).

The following trains also run via this route:

D '62' 08:13 SUN, 09:13 SUN, 10:13 SUN Charing Cross - Ramsgate.
 '74' 16:46 SX, 17:26 SX, 17:46 SX Charing Cross - Gravesend.
 '62' 06:53 SX Rochester - Charing Cross.
 '74' 06:54 SX Gravesend - Charing Cross.
 '72' 07:10 SX Gillingham - Charing Cross.
 '64' 07:38 SX Maidstone West - Charing Cross.
 '70' 08:01 SX Dartford - Charing Cross.
 '62' 10:00 SX and hourly until 15:00 SX, also 18:00 SX Gillingham
 - Charing Cross.
 '54' 15:26 SX Dartford - Charing Cross.
 '60' 18:06 SX, 21:32, 22:32 Dartford - Charing Cross.
 '62' 17:40 SX Ramsgate - Charing Cross.
 '62' 06:00 SO and hourly until 20:00 SO Gillingham - Charing
 Cross.
 '62' 06:30 SUN and hourly until 21:30 SUN Gillingham - Charing
 Cross.
 D '62' 16:42 SUN, 17:42 SUN, 18:42 SUN Ramsgate - Charing Cross.

L.48 St.Johns - Parks Bridge Jn - Courthill Loop South Jn (62 ch)

Trains between Charing Cross or Cannon Stret and the Hither Green
 line not booked to stop at Lewisham (see Tables 201,206,207,212).

L.49 St.Johns - Parks Bridge Jn - Ladywell Jn (56 ch)

Trains to and from the Catford Bridge line not booked to stop at
 Lewisham (see Table 199); plus
 N '38' 00:21, 00:21 SUN Orpington - Charing Cross (staff trains).

L.50 Beckenham Jn - New Beckenham Jn (35 ch)

N '30' 00:21, 00:21 SUN Orpington - Charing Cross (staff trains).

L.51 Crayford 'A' Jn - Crayford 'B' Jn (30 ch)

NRU.

L.52 Chislehurst Jn - St.Mary Cray Jn (57 ch)

(All the following trains run via the Reversible (Down) line.)
 '03' 16:34 SX Cannon Street - Dover Western Docks.
 '07' 16:54 SX, 17:14 SX, 17:34 SX, 17:54 SX, 18:18 SX Cannon
 Street - Ramsgate.
 '07' 05:55 SX, 06:25 SX, 06:45 SX, 07:04 SX, 07:25 SX, 07:42 SX
 Ramsgate - Cannon Street.

L.53 South Bermondsey Jn - Bricklayers Arms Jn (via Spur or Reversible lines) (27 ch)

All Up trains between Norwood Junction and New Cross Gate, calling at stations Anerley and Brockley inclusive, EXCEPT trains to Charing Cross and the following trains:

- '91' 07:31 SX West Croydon - London Bridge.
- '93' 15:20 SX, 15:50 SX, 16:20 SX Caterham - London Bridge.
- '41' 16:44 SX West Sutton - London Bridge.
- '71' 16:48 SX Smitham - London Bridge.
- '97' 16:50 SX, 17:20 SX Tattenham Corner - London Bridge.
- '91' 17:09 SX Epsom Downs - London Bridge.
- '65' 17:11 SX Victoria - London Bridge.

The following train also runs via the Spur or Reversible lines:

- '97' 07:54 SX Tattenham Corner - London Bridge.

L.54 Streatham North Jn - Streatham South Jn (via Reversible Fast Spur) (29 ch)

NRU.

L.55 Selhurst - Windmill Bridge Jn (Slow lines) (50 ch)

All SX and SO stopping trains between Selhurst and East Croydon (see Table 178), plus:

- '32' 09:17 SX, 18:10 SX Victoria - Littlehampton.
- D '34' 10:46 SX Victoria - Brighton.
- 16:15 SX Manchester Piccadilly - Newhaven Marine.
- '74' 17:04 SX, 17:34 SX, 18:04 SX Victoria - Smitham.
- '34' 04:30 SO, 04:30 SUN Brighton - Victoria.
- '66' 06:17 SX, 07:50 SX, 09:51 SX, 16:49 SX East Grinstead - Victoria.
- '88' 06:33 SX, 07:41 SX Uckfield - Victoria.
- '74' 07:18 SX, 07:37 SX, 08:03 SX Smitham - Victoria.
- '32' 15:42 SX Littlehampton - Victoria.
- '32' 16:51 SX, 17:19 SX Horsham - Victoria.
- '56' 17:18 SX Bognor Regis - Victoria.
- '66' 17:34 SX Hurst Green - Victoria.

Also all trains from Victoria to the Oxted line (see Table 184), EXCEPT:

- '76' 05:25 Victoria - Oxted.

L.56 Norwood Jn - Norwood Fork Jn (via Down Slow line) (58 ch)

All SX and SO Down trains calling at Norwood Junction and East Croydon, EXCEPT:

- All SX London Bridge to Caterham trains between 16:15 and 18:45.
- '97' 05:58 SX Norwood Junction - East Croydon.
- '61' 06:45 SX London Bridge - Hastings.
- '93' 07:41 SX, 08:10 SX, 09:27 SX London Bridge - Caterham.
- '15' 08:31 SX, 09:29 SX London Bridge - Brighton.
- '93' 15:20 SX, 15:50 SX, 23:20 SO, 23:40 SO Charing Cross - Caterham.

The following train also runs via the Down Slow line:

- '76' 05:25 SX Victoria - Oxted.

L.57 Norwood Fork Jn - Windmill Bridge Jn (Down Slow line) (36 ch)

Trains from London Bridge to the Oxted line (see Table 184). SX and SO Down trains calling at Norwood Junction and East Croydon, EXCEPT:

- '15' 08:31 SX, 09:29 SX London Bridge - Brighton.

Also the following trains:

- '76' 05:25 SX Victoria - Oxted.
- '35' 08:03, 09:03 London Bridge - Brighton.
- '33' 08:14 SX London Bridge - Littlehampton.
- '11' 16:30 SX, 16:55 SX London Bridge - Reigate.
- '33' 17:21 SX, 17:51 SX London Bridge - Horsham.
- '11' 18:05 SX London Bridge - Redhill.
- '33' 18:35 SX London Bridge - Crawley.

L.58 Cottage Jn - Norwood Fork Jn (Up Slow line) (19 ch)

Up trains calling at East Croydon and Norwood Junction, EXCEPT:

- '97' 06:09 SX Tattenham Corner - London Bridge.

Trains from the Oxted line to London Bridge (see Table 184); also:

- '35' 06:31 SO, 07:31 SO, 08:31 SO, and 09:31 and hourly until 21:31 (except 17:31 SX) Brighton - London Bridge.
- '11' 07:35 SX Reigate - London Bridge.
- '33' 07:55 SX Three Bridges - London Bridge.
- '33' 08:02 SX Horsham - London Bridge.
- '63' 16:35 SX Seaford - London Bridge.

L.59 Coulsdon North - Earlswood (via Quarry line) (6 mi 54 ch)

Trains between East Croydon and Gatwick Airport not booked to call at Redhill, EXCEPT:

- '34' 01:00 Daily, 04:00 Daily, 05:00 SUN Victoria - Brighton.
- '30' 02:00 Daily, 03:00 Daily, 05:00 Victoria - Gatwick Airport.
- '30' (all SX) 06:30, 07:00, 07:30, 08:00, 08:15, 10:15, 10:45, 11:45, 12:15, 12:45, 13:45, 14:45, 15:45, 16:45, 17:15, 17:45, 18:15, 18:45, 19:45, 20:45, 21:45 Victoria - Gatwick Airport.
- '30' 06:45 SO and hourly until 21:45 SO plus 10:15 SO, 12:15 SO Victoria - Gatwick Airport.
- '30' 01:05 Daily, 03:05 Daily, 04:05 Daily Gatwick Airport - Victoria.
- '34' 01:20 Daily, 04:20 Daily Brighton - Victoria.
- '16' 06:17 SX Bognor Regis - Victoria.
- '34' 05:30 SUN Three Bridges - Victoria.

L.60 Tulse Hill Jn - Leigham Jn (20 ch)

- '07' 18:00 SX London Bridge - Streatham Hill.
- '25' 22:30 SX Blackfriars - Streatham Hill.
- '25' 05:48 SX, 06:19 SX, 08:30 SX Streatham Hill - Holborn Viaduct.

L.61 Hither Green: Lee Spur Curve (29 ch)

NRU.

EASTERN REGION

E.1 Shenfield: Shenfield Jn - Mountnessing Jn ()

Down trains which operate from Main lines at Shenfield (No.3 Platform) direct to the Southend Victoria line. NOT running via the Down Diveunder line. are as follows:
04:20, 07:28 SX, 07:41 SX, 07:48 SX, 08:08 SX, 08:21 SX, 09:01 SX, 10:00 SX, 11:00 SX, 12:00 SX, 13:00 SX, 14:00 SX, 15:00 SX, 15:55 SX, 16:20 SX, 16:53 SX, 17:03 SX, 17:17 SX, 17:27 SX, 17:47 SX, 17:57 SX, 18:17 SX, 19:02, 20:00 SX, 21:00 SX, 22:00 SX, 23:02 SX Liverpool Street - Southend Victoria;
07:05 SX Liverpool Street - Southminster.

E.3 Norwich: Crown Point Curve

D 06:30 SO Sheffield - Yarmouth. D 12:13 SO Yarmouth - Sheffield.
D 08:50 SO, D 09:55 SO, D 10:55 SO, D 12:05 SO Liverpool Street - Yarmouth.
D 08:43 SO Newcastle - Yarmouth. D 09:20 SO Yarmouth - Newcastle.
D 08:55 SO, D 09:50 SO, D 11:15 SO, D 14:15 SO Yarmouth - Liverpool Street.
D 09:32 SO Yarmouth - Leeds.

E.4 Ely North Jn - Ely West Jn (via Ely North Curve) (1 mi 2 ch)

08:15 Yarmouth - Liverpool Lime Street.
10:45 Liverpool Lime Street - Yarmouth.
08:18 SX, D 08:19 SO, 10:30 SX, D 10:30 SO, 16:21, 18:25, D 12:30 SUN, and 17:30 SUN Birmingham New Street - Norwich.
13:00 SUN Norwich - Sheffield. D 06:30 SO Sheffield - Yarmouth.
07:39, 11:30 SX, D 11:30 SO, 13:31 SX, D 13:31 SO, 16:40 SX, D 16:40 SO, 16:35 SUN and 18:50 SUN Norwich - Birmingham New St.
D 08:19 SO and D 10:30 SO Birmingham New Street - Yarmouth.
D 08:42 SO, D 10:50 SO, D 12:45 SO and D 16:00 SO Yarmouth - Birmingham New Street.
D 09:20 SO Yarmouth - Newcastle. D 13:53 SUN Leicester - Yarmouth.
D 07:49 SO Leeds - Yarmouth. D 11:00 SO Yarmouth - Leicester.
D 09:32 SO Yarmouth - Leeds. D 12:13 SO Yarmouth - Sheffield.
D 08:42 SO and D 10:41 SO Nuneaton - Norwich.
D 08:43 SO Newcastle - Yarmouth.
15:52 SUN Liverpool Lime Street - Norwich.
Special trains between the March line and the Norwich or King's Lynn lines, not requiring to stop at Ely, run via this route.

E.5 Helpston: Connection SL to ML north of Peterborough

07:20 Harwich Parkeston Quay - Glasgow Central.
08:15 Yarmouth - Liverpool Lime Street.
D 12:13 SO Yarmouth - Sheffield.

E.6 Sleaford North Jn - Sleaford South Jn (Sleaford Avoiding line) (1 mi 35 ch)

Special trains between Lincoln and Spalding, not required to stop at Sleaford, normally run via this route. When the ECML is blocked for engineering work between Peterborough and Newark (usually from 22:00 Saturday until 09:30 Sunday but sometimes all day Sunday), services are diverted via Spalding and Lincoln. The following trains run via this route:
D 22:15 SO King's Cross - Aberdeen.
D 21:15 SO Aberdeen - King's Cross.
22:35 King's Cross - Edinburgh.
Plus, when a daytime blockage is in operation, trains not booked to stop at Grantham when running via ECML.

E.7 Barkston East Jn - Allington Jn (4 mi 7 ch)

D 10:43 SO Skegness - Sheffield. D 07:10 SO Sheffield - Skegness.
D 12:12 SO, D 19:06 FSX and D 18:41 SUN Skegness - Leicester.
D 12:40 SO, D 18:43 TWO and D 18:23 SUN Skegness - Derby.
D 09:26 SO, D 09:40 TWO and D 08:45 SUN Derby - Skegness.
D 08:10 SO, D 08:47 FSX and D 08:21 SUN Leicester - Skegness.
D 09:47 SO Skegness - Nottingham. D 11:00 SO Nottingham - Skegness.
D 09:09 MThO Burton-on-Trent - Skegness.
D 18:43 MThO Skegness - Burton-on-Trent.

Special trains between the East Midlands and Skegness etc. run via this route.

E.8 Lincoln: Boultham Jn - Pyewipe Jn (63 ch)

When the ECML is blocked for engineering work between Newark and Doncaster (usually from 22:00 Saturday until 09:30 Sunday but sometimes all day Sunday), services are diverted from Newark via this route and Gainsborough.

E.9 Brocklesby Jn - Ulceby South Jn (72 ch)

NRU.

E.10 Hull: Hessle Road Jn - Walton Street Jn (via Springbank Loop) (1 mi 65 ch)

Alternative route from Hessle Road towards Hull. Serves Boothferry Park, used for football traffic. In connection with Hull City FC home matches trains run from Hull, for a 15:00 kick-off at 14:30 and 14:40, returning from Boothferry Park at 16:50 and 17:02, and for a 19:30 kick-off at 19:05, returning at 21:28. These trains use only the Walton Street Jn to Boothferry Park section of this route. Special football trains from other parts of the country sometimes run direct to Boothferry Park from Hessle Road Jn but normally return from Hull after the game.

E.11 Hull: Anlaby Road Jn - West Parade North Jn (24 ch)

D 08:02 SO Hedden Bridge - Bridlington.
D 11:44 SO Bridlington - Bradford Interchange.
D 08:10 SO and D 09:55 SO Sheffield - Bridlington.
D 17:20 SO Scarborough - Leicester.
D 10:25 SO Bridlington - Sheffield.

Special trains between Bridlington and points west of Hull run via this route if not required to call at Hull.

E.12 Northallerton: Longlands Jn - Boroughbridge Road - East Jn (1 mi 70 ch)

Alternative route for trains to and from the Stockton line, not stopping at Northallerton.

E.13 Norton-on-Tees East - Norton-on-Tees West (28 ch)

NRU.

E.14 Norton-on-Tees South - Norton-on-Tees West - Ferryhill (Tursdale Jn) (13 mi 25 ch)

Used for diversions when ECML is blocked for engineering work between Northallerton or Darlington and Ferryhill (normally 03:45 to 12:30 Sunday). (See also next page.)

E.15 Ferryhill: Slow line between Ferryhill South Jn and Tursdale Jn
(2 mi 33 ch)

10:50 SUN Penzance - Newcastle.

E.16 Ferryhill South Jn - Tursdale Jn (via Slow line) - Washington -
Pelaw Jn (20 mi 54 ch)

Used for diversions when ECML is blocked for engineering work between Ferryhill and Newcastle, usually Sundays 04:00 to 12:30.

E.14 and E.16 :

When diversions apply by either of these routes, the following trains are normally involved in the diversions:

07:35 SUN, 08:30 SUN, 09:50 SUN, D 11:50 SUN and 12:50 SUN
Newcastle - King's Cross.

08:25 SUN Leeds - Edinburgh. D 07:50 SUN Newcastle - Paignton.

D 08:00 SUN Newcastle - Exeter St.Davids.

09:35, D 09:55 and 10:35 (all SUN) Edinburgh - King's Cross.

10:00 SUN Newcastle - Penzance.

12:00 SUN Newcastle - Liverpool Lime Street.

E.17 Darlington: Station Avoiding line (53 ch)

Used by ECML services not booked to stop at Darlington.

E.18 King Edward Bridge South Jn - Greensfield Jn - Gateshead High
Level Bridge Jn (48 ch)

07:05, 11:00 and 18:40 SUN Cardiff Central - Newcastle.

D 05:30 SO and D 09:15/09:50 SUN Bristol Temple Meads - Newcastle.

07:15 and D 07:15 SO Birmingham New Street - Newcastle.

D 07:50 SUN Plymouth - Newcastle. 07:10 York - Newcastle.

D 10:18 SO Scarborough - Newcastle. 18:01 Durham - Newcastle.

08:03 Liverpool Lime Street - Newcastle.

17:25 SX Newcastle - Durham.

13:20 Newcastle - Plymouth (D Paignton SO).

11:19 Newcastle - Cardiff Central.

17:20 and 17:45 SUN Newcastle - Bristol Temple Meads.

E.19 King Edward Bridge North Jn - Greensfield Jn - Gateshead Park
Lane Jn (75 ch)

13:00 SO Morpeth - Heworth.

13:43 SO Heworth - Newcastle.

E.20 Benton North Jn - Backworth - Bedlington -
Morpeth North Jn/Morpeth Jn (16 mi 20 ch/16 mi 21 ch)

Used for diversions when engineering work blocks the ECML between Benton North Jn and Morpeth.

E.24 Dore South Jn - Dore West Jn (23 ch)

Special trains, Chesterfield and south thereof to and from Hope Valley stations or Lancashire, usually run via this route.

E.25 Tapton Jn - Beighton Jn - Woodhouse Jn (10 mi 17 ch)

15:03 SUN Nottingham - Glasgow Central.

16:20 SUN Glasgow Central - Nottingham.

[Item continued on next page. . . .]

E.25 Tapton Jn - Beighton Jn - Woodhouse Jn [continued]

Owing to engineering work on the Midland main line via Dronfield, all trains between Chesterfield and Sheffield run via this route between 22:00 Saturday and 16:00 Sunday. From 4/5 October the following trains run via this route:

21:05 SO, 23:30 SO, 09:00 SUN and 12:00 SUN St.Pancras - Sheffield.

12:04 Barnsley - St.Pancras. 09:15 SUN Derby - York.

23:55 SO, 08:20 SUN, 10:23 SUN and 13:50 SUN Sheff'd - St.Pancras.

08:10 SUN Chesterfield - Hull. 14:10 SUN Derby - Sheffield.

08:10 SUN Newcastle - Exeter St.Davids.

15:02 SUN Sheffield - Nottingham. 13:55 SUN Leeds - St.Pancras.

09:50/09:15 SUN Bristol Temple Meads - Newcastle.

10:00 SUN Newcastle - Penzance. 11:00 SUN York - Cardiff Cent.

20:45 SO Boston - Sheffield.

13:31 SUN York - Bristol Temple Meads.

E.26 Tapton Jn - Beighton Jn - Rotherham Masborough North Jn
(15 mi 18 ch)

D 22:00 FO Newcastle - Paignton.

Special trains on the Midland line, not required via Sheffield, usually run via this route.

E.27 Swinton Jn - Cudworth - Oakenshaw South Jn - Oakenshaw Jn -
Calder Bridge Jn - Wakefield East Jn (16 mi 72 ch)

D 22:39 FO Bradford Interchange - Paignton.

E.28 Swinton Jn - Cudworth - Oakenshaw South Jn - Goosehill Jn
(17 mi 75 ch)

D 06:06 SO Bedford Midland - Scarborough.

E.29 Altofts Jn - Whitwood Jn (1 mi 54 ch)

D 12:50 SO Blackpool North - Castleford.

D 08:40 SO Castleford - Blackpool North.

E.30 Altofts Jn - Whitwood Jn (1 mi 54 ch)
Castleford Station - Milford Jn (5 mi 71 ch)

D 06:06 SO Bedford Midland - Scarborough.

D 11:12 SO Scarborough - Sheffield.

D 08:28 SO, D 08:25 SUN and D 09:35 SX Wakefield W. - Scarborough.

D 19:07 SX and D 17:35 SUN Scarborough - Wakefield Westgate.

E.31 Gascoigne Wood Jn - Milford Jn (1 mi 35 ch)

D 09:55 SO Sheffield - Bridlington.

D 12:20 SO Scarborough - Leicester.

E.32 Hambleton South Jn - Hambleton West Jn (1 mi 18 ch)
Gascoigne Wood Jn - Sherburn-in-Elmet Jn (1 mi 15 ch)

Used by ECML services when main line is blocked for engineering work between Temple Hurst Jn and Hambleton North Jn. Weekdays 00:01 to 06:00 (when required).

E.33 Selby Canal Jn - Selby West Jn (31 ch)

Used by ECML services when main line is blocked for engineering work between Hambleton South Jn and Colton Jn. Weekdays 00:01 to 06:00 (when required).

- E.34 York: Burton Lane Jn - Rowntree's Halt (16 ch)
 N* 06:15 SX Doncaster - Rowntree's Halt.
 N* 16:35 SX Rowntree's Halt - Cleethorpes.
 (Note: * Not advertised between York and Rowntree's Halt and does not run between these points 28 July to 8 August owing to works holidays.)
- E.38 Sheffield: Woodburn Jn - Wadsley Bridge (3 mi 68 ch)
 Used by football specials for away team supporters in connection with Sheffield Wednesday home games.
- E.39 Sheffield, Woodburn Jn - Attercliffe Road - Broughton Lane Jn - Tinsley Yard - Treeton North Jn (4 mi 7 ch)
 Goods line through Tinsley Yard. Used for diversions when line is blocked for engineering work between Sheffield and Rotherham.
- E.39a Sheffield, Brightside Jn - Tinsley Yard - Treeton North Jn (3 mi 35 ch)
 Goods line. Used as an alternative to E.39 depending on site of engineering work involved. Sometimes, when engineering work blocks the line between Nunnery Jn and Brightside Jn, Sheffield and Barnsley trains are diverted, with reversal at both Tinsley Yard West End and Brightside Jn.
- E.40 Retford North Jn - Whisker Hill Jn (1 mi 1 ch)
 01:50 SUN Manchester Piccadilly - Retford.
 07:46, 10:30, 11:20, 15:20 and 16:36 Sheffield - Retford.
 08:38, 11:21, 12:11, 16:21 and 17:24 Retford - Sheffield.
 Used for special trains, Worksop etc. to and from points south of Retford.
- E.41 Darnall West - Attercliffe Road - Aldwarke Jn (7 mi 33 ch)
 Used by special trains, Worksop etc. to and from points north of Rotherham.
- E.42 Sheffield, Woodburn Jn - Attercliffe Road - Aldwarke Jn (7 mi 0 ch)
 NRU.
 Alternative route between Sheffield and points north of Rotherham.
- E.47 Doncaster: Bridge Jn - St. James's Jn (19 ch)
 Special trains from RAF Finningley Open Day to Sheffield etc.
- E.48 Doncaster: Loversall Carr Jn - Flyover West Jn (Down line) (1 mi 17 ch)
Flyover East Jn - Loversall Jn (Up line) (43 ch)
 NRU.
- E.49 Doncaster: Hexthorpe Jn - Bentley Jn (3 mi 25 ch)
 NRU.

- E.50 Stainforth Jn - Applehurst Jn - Joancroft Jn (4 mi 1 ch)
 Special trains, Cleethorpes and Scunthorpe to and from York and beyond.
- E.51 Stainforth Jn - Applehurst Jn - Skellow Jn - Adwick Jn (6 mi 66 ch)
 Used by special trains, Cleethorpes and Scunthorpe to and from Wakefield and beyond.
- E.52 Skellow Jn - Carcroft Jn (46 ch)
 NRU.
- E.53 Shaftholme Jn - Askern - Knottingley West Jn (10 mi 55 ch)
Knottingley West Jn - Ferrybridge Jn (40 ch)
 Used for diversions when ECML is blocked for engineering work between York and Doncaster, normally Sundays from 04:00 until 13:00. Also used by special excursions from Askern.
- E.54 Shaftholme Jn - Askern - Knottingley West Jn (10 mi 55 ch)
Pontefract West Jn - Crofton West Jn - Oakenshaw Jn (7 mi 40 ch)
 Used for diversions when the Doncaster and Leeds line is blocked for engineering work between Doncaster and Wakefield.
- E.56 Pontefract East Jn - Ferrybridge Jn (52 ch)
 NRU.
- E.57 Wakefield: Calder Bridge Jn - Turner's Lane Jn (53 ch)
 Used for diversions when Wakefield and Leeds line is blocked for engineering work.
- E.58 Hare Park Jn - Crofton West Jn - Oakenshaw Jn - Calder Bridge Jn - Wakefield East Jn (3 mi 2 ch)
 D 07:26 SO Sheffield - Blackpool North.
 D 11:45 SO Blackpool North - Sheffield.
- E.59 Horbury Station Jn - Crigglestone Jn (1 mi 48 ch)
 D 05:58 SO Bradford Interchange - Poole.
- E.61 Sowerby Bridge: Milner Royd Jn - Greetland Jn - Bradley Wood Jn - Heaton Lodge Jn (7 mi 70 ch)
 D 07:26 SO Sheffield - Blackpool North.
 D 11:45 SO Blackpool North - Sheffield.
 When engineering work blocks the route between Manchester Victoria and Huddersfield, trains operate via this route.
- E.62 Dryclough Jn - Greetland Jn - Bradley Wood Jn - Bradley Jn (7 mi 2 ch)
 D 05:58 SO Bradford Interchange - Poole.

E.63 Leeds: Gelderd Road Jn - Wortley South Jn - Wortley West Jn (52 ch)
 (Route reported closed Summer 1985, but no Working Timetable alterations have been made to the following trains.)
 D 08:40 SO Castleford - Blackpool North.
 D 12:50 SO Blackpool North - Castleford.

E.64 Leeds: Gelderd Road Jn - Wortley South Jn - Holbeck Jn (59 ch)
 10:48 SO Leeds - Nottingham. 13:20 SO Nottingham - Leeds.
 (Alternative route for GN line trains instead of the Viaduct line. Any such trains using Platforms 1, 2 or 3 at Leeds must use this route.)

E.65 Leeds: Engine Shed Jn - Whitehall Jn (34 ch)
 Special trains between Harrogate or Keighley and the Altofts line, not calling at Leeds.

E.70 Wymondham South Jn - Dereham (11 mi 20 ch)
 Special DMU trains arranged by the Railway Development Society.

E.71 March East Jn - Whitemoor Jn - Wisbech (7 mi 35 ch)
 Special DMU trains arranged by the Railway Development Society.

LONDON MIDLAND REGION

M.1 Glendon South Jn - Manton Jn (15 mi 58 ch)
 Used for diversions when engineering work blocks the Midland line between Kettering and Leicester; trains run via this route and Melton Mowbray, reversing at Leicester to and from the North.
 UNTIL 8 JUNE AND FROM 6 JULY TO 7 SEPTEMBER, the following services are booked via this route:
 00:05 SUN and 10:00 SUN St.Pancras - Derby.
 13:00 SUN St.Pancras - Nottingham.
 23:30 SO, 09:00 SUN, 12:00 SUN and 14:00 SUN St.Pancras - Sheffield. 12:21 SUN Barnsley - St.Pancras.
 23:55 SO, 08:29 SUN and 10:32 SUN Sheffield - St.Pancras.
 07:25 SUN and 12:27 SUN Nottingham - St.Pancras.
 07:49 SUN, 10:23 SUN, 12:15 SUN and 14:15 SUN Derby - St.Pancras.

M.2 Glendon South Jn - Glendon North Jn (31 ch) (connection Slow to Fast lines north of Kettering)
 23:00 SUN Nottingham - Kettering.
 23:55 SX Sheffield - St.Pancras.

M.3 Wigston South Jn - Glen Parva Jn (49 ch)
 Special trains, St.Pancras etc. to and from West Midlands, Shrewsbury and Cambrian line.

M.4 Knighton South Jn - Coalville (13 mi 49 ch)
 Special trains from Leicester in connection with the (almost annual) Coalville Depot Open Day.

M.5 Syston East Jn - Syston North Jn (17 ch)
 Special trains, Loughborough and north thereof to and from Melton Mowbray and beyond (GE section of the Eastern Region).

M.6 Trent East Jn - Toton Jn (Erewash Valley line) (1 mi 69 ch)
 02:05 MX Derby - Sheffield. 21:05 SO St.Pancras - Leeds.
 FROM 17 AUGUST TO 21 DECEMBER, owing to engineering work between Derby and Chesterfield, the following trains run via this route:
 09:15 SUN Derby - York. 23:55 SO Sheffield - St.Pancras.

M.7 Trent West Jn - Castle Donington - Stenson Jn (12 mi 30 ch)
 Special trains between Trent and Burton-on-Trent or Uttoxeter, not required via Derby, run via this route. It is also used for diversions; when the line is blocked between Derby and Trent, trains run via and reverse at Stenson Jn.

M.8 Trent South Jn - Meadow Lane Jn
 Trent Goods lines. Used for diversions when the main lines are blocked for engineering work around Trent Jn. Trains between Leicester and Nottingham reverse at Toton Centre.

M.8a Attenborough Jn - Meadow Lane Jn - Toton Jn
 Used by Sheffield to Nottingham trains which are booked to stop at Beeston. Other Sheffield to Nottingham services continue to run via Radford Jn.

M.9 Aylesbury - Quainton Road - Claydon LNE Jn - Denbigh Hall Jn (24 mi 45 ch)
 Special shoppers' excursions. Chiltern line stations to Milton Keynes Central.

M.10 Aylesbury - Quainton Road (6 mi 20 ch)
 In connection with Buckingham Railway Centrey "Open Days" a special DMU usually operates on May Day, Spring and Summer Bank Holiday Mondays, timings being:
 Aylesbury dep.10:25 11:25 12:25 13:25 14:25 15:25 16:25 17:25
 Quainton Rd. arr.10:40 11:40 12:40 13:40 14:40 15:40 16:40 17:40
 Quainton Rd. dep.11:05 12:05 13:05 14:05 15:05 16:05 17:05 18:20
 Aylesbury arr.11:20 12:20 13:20 14:20 15:20 16:20 17:20 18:35

M.11 Rugby: Trent Valley Jn Up Slow line (outside flyover)
 07:42, 10:41, 15:33 and 18:40 Stafford - Rugby.
 05:20 Holyhead - Euston.
 13:48 SX and 14:00 SO Crewe - Euston.

M.12 Coventry - Nuneaton (9 mi 55 ch)
 When the Birmingham and Rugby line is blocked for engineering work and trains are diverted via Nuneaton, a DMU shuttle service is operated over this route for Coventry passengers; it is not available for local journeys.
 When the Birmingham and Nuneaton line is blocked for engineering work, Birmingham and Leicester services run via this route, with reversal at both Coventry and Nuneaton.

M.13 Aston, Stechford Jn - Stechford South Jn (3 mi 10 ch)

06:56 SX Walsall - Coventry.
D 10:25 SO Portsmouth Harbour - Leeds.

M.14 Aston, Stechford Jn - Stechford South Jn (3 mi 10 ch)
Bescot Jn - Darlaston Jn - Portobello Jn - Wolverhampton

(5 mi 69 ch)

Special trains between Coventry and Wolverhampton, not required via Birmingham, especially trains to and from the Shrewsbury line, run via this route.

M.15 Aston, Stechford Jn - Stechford South Jn (3 mi 10 ch)
Bescot Jn - Darlaston Jn - Portobello Jn - Bushbury Jn

(6 mi 53 ch)

When engineering operations block the Trent Valley main line, from 22:00 Saturday until 16:00 Sunday, the following services are diverted and run via this route:

21:45 SO and 08:45 SUN Euston - Holyhead.
12:10 SUN and 13:45 SUN Euston - Preston.
21:00 SO and D 22:00 SO Euston - Inverness.
22:00, 22:50 SO, D 23:00 SO, D 09:45 SUN and 12:45 SUN Euston - Glasgow Central.
23:50 SO, 08:55 SUN, 10:50 SUN and 12:50 SUN Euston - Liverpool Lime Street.
09:50 SUN, 11:50 SUN and 14:10 SUN Euston - Manchester Piccadilly.
D 09:45 SUN Euston - Blackpool North (Preston 2 Nov to 15 Feb).
19:30 SO and D 20:30 SO Inverness - Euston.
D 22:00 SO Stranraer Harbour - Euston.
D 08:40 SUN* and D 10:40 SUN Carlisle - Euston.
22:10 SO, 22:15 SO and D 08:05 SUN Glasgow Central - Euston.
00:30 SUN, 08:45 SUN, 10:45 SUN, 12:45 SUN Manchester P. - Euston.
D 00:45 SUN, 01:00 SUN and D 09:49 SUN Holyhead - Euston.
07:45/07:30 SUN, 09:40/09:55 SUN, 11:45/11:55 SUN and 13:35/13:55 SUN Liverpool L.St. - Euston. C 22:00 SO Stirling - Euston.
08:00/09:03/09:42 and D 11:35/10:56 SUN Blackpool North - Euston.

M.16 Nuneaton Abbey Jn - Nuneaton Midland Jn (1 mi 54 ch)

NRU. All passenger trains on the Birmingham and Leicester line are "booked" to run via Nuneaton station, even when non-stop.

M.17 Kingsbury Jn - Whitacre Jn (2 mi 30 ch)

D 06:52 SO Leeds - Poole.

(Alternative route between Water Orton and Kingsbury, used as "Slow lines".)

M.18 Walsall - Ryecroft Jn - Sutton Park - Park Lane Jn -
Water Orton West Jn (12 mi 39 ch)

Special trains, St.Pancras etc. to and from Wolverhampton, Shrewsbury and beyond, may use this route and M.30.
Special trains, Walsall to and from Derby and beyond.

M.19 Park Lane Jn - Castle Bromwich Jn (52 ch)

NRU.

M.20 Landor Street Jn - St.Andrews Jn (39 ch)

Special trains, Derby line to and from GW line via Tyseley.

M.21 Landor Street Jn - St.Andrews Jn (39 ch)

Bordesley Jn - Lifford East Jn - Kings Norton Jn (5 mi 31 ch)

13:18 FO York - Plymouth. D 19:50 FO Newcastle - Newquay.
D 07:00 SO Bradford Interchange - Paignton (UNTIL 27 SEPTEMBER).
D 22:00 FO and D 06:57 SO Newcastle - Paignton.
D 13:40 SO Leeds - Plymouth. D 10:15 SO Paignton - Newcastle.

Also special trains on the Derby and Bristol line, not required via Birmingham New Street.

M.22 Bordesley Jn - Lifford East Jn - Kings Norton Jn (5 mi 31 ch)

D 09:50 Paignton - Glasgow Central.
16:00/15:20 SUN Plymouth - Liverpool Lime Street.
D 09:55 SUN Exeter St.Davids (D 08:55 Plymouth) - Manchester Picc.
D 15:48 SO, 21:25 and 21:25 SUN Bristol Temple Meads - Glasgow C.
06:15 Bristol Temple Meads - Manchester Piccadilly.
07:40 Bristol T.Meads (D 05:30 SO Plymouth) - Liverpool Lime St.
D 08:20 SO and 10:45 (D 11:05 SO) Paignton - Manchester Piccadilly.
D 10:10 SO Newquay - Manchester Piccadilly.
D 23:26 FO Manchester Piccadilly - Paignton.
D 22:17 FO Manchester Piccadilly - Penzance.
10:30 SX and D 10:30 SO Penzance - Liverpool Lime Street.
D 09:15 SO Paignton - Liverpool Lime Street.
D 22:50 FO Glasgow Central - Paignton.
10:46/11:15 SUN Liverpool Lime Street - Penzance (FROM 5 OCTOBER).
D 17:10 SO Newquay - Wolverhampton.
10:55 Manchester Piccadilly - Plymouth (D Paignton SO).
09:20 Liverpool Lime Street - Penzance.
16:55 and 16:35 SUN Manchester Piccadilly - Plymouth.
D 12:10 SO Penzance - Manchester Piccadilly.
D 07:15 SO Milton Keynes Central - Penzance.
D 15:40 SO Penzance - Milton Keynes Central.
12:00 Liverpool Lime Street - Plymouth (SX)/Penzance (SO).

M.23 Lifford East Jn - Lifford West Jn (25 ch)

NRU.

M.25 Soho South Jn - Soho East Jn - Perry Barr West Jn -
Perry Barr North Jn (2 mi 67 ch)

22:58 SO Walsall - Birmingham New Street.

Also special trains, Birmingham New Street to and from Hamstead and beyond (see also M.33).

M.25a Soho South Jn - Soho East Jn - Perry Barr West Jn -
Perry Barr South Jn (2 mi 77 ch)

D 10:25 SO Portsmouth Harbour - Leeds.

M.26 Soho North Jn - Soho East Jn - Perry Barr West Jn -
Perry Barr South Jn (2 mi 60 ch)

N 03:50 Wolverhampton - Birmingham New Street (staff train).
D 12:25 SUN Penzance - Liverpool Lime Street.

M.26a Soho North Jn - Soho East Jn - Perry Barr West Jn - Perry Barr North Jn (2 mi 50 ch)

Special trains, Kidderminster line to and from Wolverhampton and beyond.

M.27 Bescot Jn - Darlaston Jn - Portobello Jn - Bushbury Jn (6 mi 53 ch)

Special trains not required via Wolverhampton may run via this route (see also M.15).

M.28 Bescot Jn - Darlaston Jn - Portobello Jn - Wolverhampton (6 mi 21 ch)

D 09:31 SO and 16:06 Birmingham New Street - Preston.
23:50 SX, 23:10/23:50 SO and 23:50 SUN Glasgow Central - Bristol Temple Meads.
D 10:30 SO Penzance - Liverpool Lime Street.

M.30 Pleck Jn - Darlaston Jn - Portobello Jn - Wolverhampton (5 mi 55 ch)

See also M.18.

N 03:00 Birmingham N.St. to Walsall and Wolverhampton (staff train).

M.31 Wolverhampton: Bushbury Jn - Stafford Road Jn

NRU.

M.32 Lichfield City - Wichnor Jn (6 mi 25 ch)

Used for diversions; when engineering work blocks the Derby and Birmingham line between Wichnor Jn and Birmingham, trains run via this route and Sutton Coldfield, usually 22:30 Saturday to 16:00 Sunday. When used, the following trains operate via this route:
10:05 SUN Plymouth - York.
12:50/13:05 SUN and 15:05 SUN Birmingham New Street - Lincoln.
09:50/09:15 SUN Bristol T.M. (D 07:50 Plymouth) - Newcastle.
10:00 SUN Newcastle - Penzance.
13:40 SUN Grantham - Birmingham New Street.
10:51/11:00 SUN York - Cardiff Central.
07:50 SUN Newcastle - Exeter St.Davids (D Paignton).

M.33 Walsall - Ryecroft Jn - Rugeley (14 mi 72 ch)

Used for diversions; when engineering work blocks the line between Stafford and Wolverhampton, trains between Birmingham and Stafford run via the Soho Road line (M.25) and this route, usually 22:00 Saturday to 16:00 Sunday.

M.34 Shrewsbury: Abbey Foregate Curve (25 ch)

Special trains, Wolverhampton to and from the Cambrian line, not required to reverse or re-engine at Shrewsbury, generally those which have been electrically hauled to Wolverhampton.

M.35 Wrexham General North Jn - Wrexham Exchange Jn (8 ch)

06:42 Wrexham General - Bidston.
20:56 FSX and 23:20 FO Bidston - Wrexham General.
Special trains, Shotton etc. to and from Birmingham and Coventry.

M.37 Colwich - Stone Jn (11 mi 57 ch)

Trains between Euston and Stoke-on-Trent which do not stop at Stafford run via this route, except 14:10 SUN Euston - Manchester Piccadilly.

M.38 Crewe Independent lines

- a) Basford Hall Jn - Salop Goods Jn (1 mi 48 ch)
For trains to and from Stafford.
- b) Gresty Lane Jn - Salop Goods Jn (37 ch)
For trains to and from Shrewsbury.
- c) Salop Goods Jn - Crewe North Jn (40 ch)
For trains to and from Chester.
- d) Salop Goods Jn - Crewe Coal Yard (1 mi 2 ch)
For trains to and from Liverpool and Preston.
- e) Salop Goods Jn - Sydney Bridge Jn (1 mi 5 ch)
For trains to and from Manchester.

All routes are NRU.

M.39 Crewe North Jn - Crewe Works (Wistaston Road Platform)

N* 06:51 SX Stoke-on-Trent - Crewe Works.
N* 14:00 FO/16:59 FSX Crewe Works - Stoke-on-trent.
(Note * Not advertised between Crewe station and Crewe Works.)

Special shuttle service operates between Crewe station and Wistaston Road Platform on occasion of Crewe Works "Open Days".

M.40 Frodsham Jn - Halton Jn (1 mi 56 ch)

D 09:15 SO Liverpool Lime Street - Llandudno.
D 11:40 SO Llandudno - Liverpool Lime Street.

Also special trains, Liverpool Lime Street to and from Chester and North Wales.

M.41 Frodsham Jn - Halton Jn (1 mi 56 ch)
Chester North Jn - Chester South Jn (24 ch) (trains reversing)

UNTIL 24 AUGUST AND FROM 2 NOVEMBER UNTIL 15 FEBRUARY, owing to engineering work between Crewe and Weaver Jn:
23:50 SO, 08:55 SUN and 10:50 SUN Euston - Liverpool Lime Street.
* 00:15 SUN, 07:30 SUN, 09:40 SUN, 11:45 SUN and 14:42 SUN Liverpool Lime Street - Euston. (* UNTIL 24 AUGUST ONLY.)
09:10 SUN Liverpool Lime Street - Poole.
10:46 SUN Liverpool Lime Street - Penzance.
14:20 SUN Liverpool Lime Street - Portsmouth Harbour.

M.42 Chester North Jn - Chester South Jn (24 ch)

Special trains, Rock Ferry etc. to and from the North Wales and Wrexham lines.

UNTIL 24 AUGUST, trains reversing owing to engineering work between Crewe and Acton Grange Jn:
22:10 SO Glasgow Central - Euston.
12:10 Euston - Preston.
08:22 SUN Birmingham New Street - Blackpool North.
09:00 SUN Crewe (D 08:16 Stoke-on-Trent) - Blackpool North.

- M.43 Helsby, West Cheshire Jn - Mouldsworth (3 mi 72 ch)
Used for diversions; when the CLC line is blocked for engineering work between Mouldsworth and Chester, services between Manchester, Northwich and Chester run via this route and reversal at Hooton or at both West Cheshire Jn and Helsby Jn.
- M.44 Bidston West Jn - Bidston North Jn (39 ch)
Used by special service between New Brighton and West Kirby when engineering work blocks the line between Hamilton Square and Birkenhead North.
- M.45 Warrington South Jn - Walton Old Jn - Acton Grange Jn (1 mi 59 ch)
D 09:57 SO, 10:42 and 17:42 Manchester Victoria - Llandudno.
10:53 and 19:58 Scarborough - Holyhead.
18:42 Manchester Victoria - Chester.
12:53 Scarborough - Bangor (Gwynedd).
- M.46 Hartford CL Jn - Hartford LNW Jn (66 ch)
Special trains, Warrington and stations north thereof to and from Greenbank and stations to Manchester Oxford Road.
- M.46a Hartford CL Jn - Hartford LNW Jn (66 ch)
Northwich, Sandbach West Jn - Middlewich - Sandbach Jn (8 mi 67 ch)
FROM 2 NOVEMBER UNTIL 15 FEBRUARY, owing to engineering operations between Crewe and Hartford Jn, the following trains will run via this route:
21:25 SO Bristol Temple Meads - Glasgow Central.
03:33 SUN Crewe - Preston. 19:30 SO Inverness - Euston.
09:27 SUN Birmingham New Street - Blackpool North.
09:45 SUN and 12:10 SUN Euston - Preston.
07:34 SUN Poole - Glasgow Central.
22:15 SO Glasgow Central - Euston.
23:10 SO Glasgow Central - Bristol Temple Meads.
09:03 SUN and 10:56 SUN Blackpool North - Euston.
14:21 SUN preston - Coventry.
- M.47 Northwich, Sandbach West Jn - Middlewich - Sandbach Jn (8 mi 67 ch)
FROM 22 FEBRUARY, owing to engineering work between Crewe and Chester:
01:00 SUN and 12:45 SUN Holyhead - Euston.
08:45 SUN Euston - Holyhead.
- M.48 Northwich, Sandbach Jn - Middlewich - Sandbach Jn (8 mi 64 ch)
Special trains, Manchester Oxford Road and stations to Northwich to and from Crewe and south thereof. See also M.50.
- M.49 Buxton (LNW Jn) - Peak Forest - Chinley North Jn (11 mi 30 ch)
Peak Forest Ramblers operate Summer Sundays and Bank Holiday Mondays.

- M.50 Stockport Edgeley Jn - Northenden Jn - Skelton Jn - Deansgate Jn (7 mi 62 ch)
Used for diversions; when the line is blocked for engineering work between Sandbach and Stockport, through services between Crewe and Stockport run via M.48 and this route.
Also used when the MSJ&A line is blocked, trains between Manchester, Northwich and Chester running via this route.
- M.51 Denton Jn - Crowthorne Jn - Ashton Moss South Jn - Ashton Moss North Jn (2 mi 24 ch)
D 08:53 SO Stockport - Rhyl. D 08:59 SO Stockport - Morecambe.
D 11:37 SO Rhyl - Stockport. D 12:59 SO Morecambe - Stockport.
07:20 Blackpool North - Harwich Parkeston Quay.
10:20 Glasgow Central - Harwich Parkeston Quay.
16:20 SUN Glasgow Central - Nottingham.
07:20 Harwich Parkeston Quay - Glasgow Central.
13:20 Harwich Parkeston Quay - Blackpool North.
15:03 SUN Nottingham - Glasgow Central.
Also special trains, Stockport to and from Blackpool, Southport etc., and from Lancashire stations to and from Euston and the West Midlands, run via this route.
UNTIL 24 AUGUST:
19:30 SO and 20:30 SO Inverness - Euston.
16:48 SO Penzance - Glasgow Central.
C 22:00 Stirling - Euston.
D 22:00 SO Stranraer Harbour - Euston.
22:15 SO and 08:05 SUN Glasgow Central - Euston.
23:50 SO Glasgow Central - Bristol Temple Meads.
22:50 SO, 23:00 SO and 09:45 SUN Euston - Glasgow Central.
08:00 SUN Blackpool North - Euston.
08:40 SUN and 10:40 SUN Carlisle - Euston.
- M.52 Ashton Moss South Jn - Ashton OAGB Jn (31 ch)
NRU.
- M.54 Northenden Jn - Cheadle Jn - Hazel Grove High Level Jn (mi ch)
NRU.
- M.55 Dinting West Jn - Dinting East Jn (14 ch)
Trains between Manchester Piccadilly and Hadfield which do not call at Glossop.
- M.57 Manchester, Gorton Jn - Hyde Road Jn - Trafford Park East Jn (8 mi 28 ch)
Used for diversions when engineering work blocks the CLC line between Manchester Oxford Road and Trafford Park, normally on Sundays until 13:00.
- M.58 Miles Platting: Philips Park No.1 Jn - Ashburys West Jn (1 mi 78 ch)
07:15 Nottingham - Glasgow Central.
15:20 Glasgow Central - Nottingham.

- M.59 Miles Platting: Philips Park No.1 Jn - Brewery Sidings (24 ch)
Special trains, Rochdale, Oldham etc. to and from Belle Vue, Stockport and beyond, usually run via this route.
- M.60 Manchester Victoria East Jn - Cheetham Hill Jn - Thorpes Bridge Jn (2 mi 21 ch)
All trains from Manchester Victoria to Rochdale and beyond, which do not stop at Miles Platting, run via this route. All trains from Rochdale to Manchester Victoria are "booked" to run via Miles Platting.
- M.61 Manchester: Cheetham Hill Jn - Queens Road Jn (58 ch)
Special trains to and from the Bury line.
- M.62 Windsor Bridge No.3 Jn - Agecroft Jn (via Pendleton Old) (1 mi 46 ch)
Trains between Manchester Victoria and Bolton, not stopping at Pendleton, EXCEPT 22:30 SO Manchester Victoria - Blackburn.
- M.63 Manchester: Castlefield Jn - Ordsall Lane No.2 Jn (40 ch)
Golborne Jn - Lowton Jn - Parkside Jn (58 ch)
FROM 31 AUGUST UNTIL 26 OCTOBER, owing to engineering work between Crewe and Acton Grange Jn, the following trains will normally run via this route:
C 22:00 SO Stirling - Euston. 12:10 SUN Euston - Preston.
21:25 SO Bristol T.M. (D 16:48 SO Penzance) - Glasgow Central.
19:30 SO and 20:30 SO Inverness - Euston.
D 22:00 SO Stranraer Harbour - Euston.
07:34 SUN Poole - Glasgow Central.
22:15 SO and 10:10 SUN Glasgow Central - Euston.
23:50 SO Glasgow Central - Bristol Temple Meads.
22:50 SO, 23:00 SO and 09:45 SUN Euston - Glasgow Central.
08:00 SUN Blackpool North - Euston.
08:40 SUN and 10:40 SUN Carlisle - Euston.
09:00 SUN Crewe (D 08:16 SUN Stoke-on-Trent) - Blackpool North.
08:22 SUN Birmingham New Street - Blackpool North.
- M.65 Golborne Jn - Lowton Jn - Newton-le-Willows Jn (53 ch)
Trains between Liverpool Lime Street and Wigan North Western that do not stop at St.Helens Shaw Street run via this route.
- M.66 Bamfurlong Jn - Ince Moss Jn (78 ch)
Goods line. Used for diversions; when line is blocked for engineering work between Huyton and St.Helens Jn, loco-hauled services between Liverpool and Manchester run via this route and Lowton Jn, normally Sundays until 16:00.
- M.67 Wigan: Connection LNW/L&Y lines (16 ch)
Special trains between Southport and WCML. Also used for diversions when engineering work blocks (a) the L&Y route between Bolton and Preston, (b) the LNW route between Newton-le-Willows and Manchester, when trains reverse at Wigan North Western or Wallgate, and (c) the WCML between Wigan and Euxton Jn, when trains reverse at both Wigan North Western and Lostock Jn.
[Item continued on next page. . .]

- M.67 Wigan connection [continued]
UNTIL 24 AUGUST, the following trains are "booked" to run via this route:
01:32 SUN Crewe - Preston. 03:52 SUN Preston - Crewe.
08:22 SUN Birmingham New Street - Blackpool North.
09:00 SUN Crewe (D 08:16 Stoke-on-Trent) - Blackpool North.
09:24 SUN Liverpool Lime Street - Edinburgh.
14:18 SUN Blackpool North - Liverpool Lime Street.
09:37 SUN and 14:00 SUN Liverpool Lime Street - Blackpool North.
- M.69 Earlestown West Jn - Earlestown South Jn (20 ch)
Used for diversions; when the line is blocked for engineering work between Edge Hill and Weaver Jn, services between Liverpool, Birmingham and Euston run via this route.
- M.70 St.Helens Station Jn - Sutton Oak Jn - St.Helens Jn (1 mi 75 ch)
Used for diversions; when the line is blocked for engineering work between Huyton and St.Helens Jn, Liverpool and Manchester Victoria DMU services run via this route and reverse at St.Helens Shaw Street, normally on Sundays until 16:00.
- M.71 Liverpool: Edge Hill - Edge Lane Jn - Bootle Jn (4 mi 70 ch)
Special trains, Liverpool Lime Street to and from the Southport line.
- M.72 Liverpool: Olive Mount Jn - Edge Lane Jn - Bootle Jn (4 mi 76 ch)
Special trains to and from the Southport line, not required via Lime Street.
- M.73 Liverpool: Marsh Lane Jn - Sefton Jn - Aintree Station Sidings (2 mi 24 ch)
Goods line. Special trains via M.69 (if from the South), M.72 and Bootle Jn to and from Aintree for the Grand National race meeting.
- M.74 Farington Jn - Lostock Hall Jn (77 ch)
Special trains, Blackburn etc. to and from Wigan and points south thereof.
- M.75 Daisyfield Jn - Hellifield (23 mi 46 ch)
"Dalesrail" trains, on first Saturday and Sunday of each month, Lancashire to and from Settle and points north thereof, some stopping at Clitheroe.
- M.77 Hest Bank Jn - Bare Lane Jn (1 mi 30 ch)
D 09:30 SUN Manchester Victoria - Morecambe - Windermere.
D 17:35 SUN Windermere - Morecambe - Manchester Victoria.
05:52 Carnforth - Morecambe - York.
15:45 Morecambe - Leeds.
D 13:56 Leeds - Morecambe - Lancaster (FROM 5 OCTOBER).
- M.78 Morecambe - Heysham Harbour (4 mi 5 ch)
Special trains to and from Heysham Harbour in connection with Isle of Man sailings.

M.79 Carnforth East Jn - Carnforth F&M Jn (27 ch)
Special trains, Midland line to and from Barrow line, if signal boxes are open.

M.80 Dalton Jn - Park South Jn (77 ch)
Special trains to and from West Cumberland, not required via Barrow-in-Furness, if both signal boxes are open.

WESTERN REGION

W.1 Reading New Jn - Reading Spur Jn (39 ch)
08:05 and 10:00 SUN Portsmouth Harbour - Liverpool Lime Street.
13:02 and 16:00 SUN Portsmouth Harbour - Manchester Piccadilly.
06:15, 15:10 and 14:20/14:42 SUN Liverpool L.St. - Portsmouth Hbr.
D 10:25 SO Portsmouth Harbour - Leeds.
07:30 SUN Manchester Piccadilly - Portsmouth Harbour.
D 22:35 FO Leeds - Portsmouth Harbour.
19:21 SUN Manchester Piccadilly - Portsmouth & Southsea Low Level.
05:55 SX, 05:39 SO, 06:39 SO, D 06:39 SUN and 07:39 SUN Reading - Gatwick Airport.
06:04 SX Reading - Tonbridge.
06:14 SO and 07:14 SO Reading - Redhill.
05:12 SX and 07:14 SUN Reading - Guildford.

W.2 Reading West Jn - Oxford Road Jn (41 ch)
Special trains between or via the West Midlands and the Bournemouth line not required to stop at Reading run via this route.

W.3 Didcot East Jn - Didcot North Jn (Station Avoiding line) (75 ch)
Trains between Reading and Oxford not booked to stop at Didcot run via this route, EXCEPT 23:33 SX Birmingham New Street - Reading.

W.4 Didcot West Curve Jn - Foxhall Jn (33 ch)
D 17:50 SUN Paignton - Oxford.
Also special trains, West Midlands to and from the West Country, stopping at Leamington Spa or Banbury.

FROM 3/4 JANUARY, owing to engineering work between Birmingham and Bristol:
11:35 SUN Bristol Temple Meads - York.
09:15 SUN Bristol Temple Meads - Newcastle.
23:10 SO Glasgow Central - Bristol Temple Meads.
08:00 SUN Newcastle - Exeter St.Davids.
10:40 SUN Bristol Temple Meads - Manchester Piccadilly.

W.6 Bradford North Jn - Bradford West Jn (8 mi 26 ch)
Used for diversions when the main line is blocked between Chippenham and Bath; Paddington and Bristol services run via Melksham and this route to allow a stop at Bath.

UNTIL 30 JUNE, the following services use this route:
09:00 SUN Swindon - Weston-super-Mare.
11:10 SUN, 13:50 SUN Swindon - Bristol Temple Meads.
09:50 SUN and 12:20 SUN Bristol Temple Meads - Swindon.
[Item continued on next page. . . .]

W.6 Bradford North Jn - Bradford West Jn [continued]
FROM 22 JUNE TO 21 SEPTEMBER, the following services run via this route:
09:00 SUN Swindon - Bristol Temple Meads.
10:15 SUN Paddington - Weston-super-Mare.
11:15 SUN Paddington - Bristol Temple Meads.
09:40 SUN, 10:05 SUN, 12:30 SUN and 13:30 SUN Weston-super-Mare - Paddington.

W.7 Westbury East Loop Jn - Hawkeridge Jn (35 ch)
Is used for diversions; when the main line is blocked between Didcot and Swindon, Paddington to Bristol and South Wales services run via this route.

UNTIL 14/15 JUNE AND ON 27/28 SEPTEMBER (* Applies UNTIL 27/28 SEPTEMBER):
23:05 SO AND 11:15 SUN Paddington - Bristol Temple Meads.
*01:50 SUN Fishguard Harbour - Paddington.
*23:55 SO, 08:50 SUN, 10:30 SUN, 11:30 SUN and 12:30 SUN Paddington - Swansea.
*08:15 SUN Paddington - Paignton.
*07:30 SUN Cardiff Central - Paddington.
07:45 SUN, 09:05 SUN, 10:45 SUN and 11:45 SUN Swansea - Paddington.
09:15 SUN, 10:15 SUN and 13:35 SUN Paddington - Weston-super-Mare.
*07:55 SUN, 09:00 SUN, 10:05 SUN, 11:00 SUN and 12:30 SUN Weston-super-Mare - Paddington.
*07:12 SUN Bristol Parkway - Paddington.

W.8 Heywood Road Jn - Fairwood Jn (Westbury Avoiding line) (2 mi 37 ch)
Trains running between Reading and Taunton, not booked to stop at Westbury (Wilts.), run via this route.

W.9 Clink Road Jn - Blatchbridge Jn (Frome Avoiding line) (2 mi 2 ch)
Trains not booked to stop at Frome run via this route.

W.10 Yeovil Pen Mill - Yeovil Junction (1 mi 44 ch)
Special trains, Honiton etc. to and from Westbury and beyond. Owing to engineering work between Exeter and Taunton the following run via this route:
FROM 3/4 JANUARY:
20:30 SO Paddington - Exeter St.Davids.
23:25 SO Paddington - Penzance. 19:20 SO Penzance - Paddington.
08:30 SUN and 10:30 SUN Exeter St.Davids - Paddington.

W.11 Worle Jn - Uphill Jn (Weston-super-Mare Avoiding line) (2 mi 73 ch)
Trains not booked to stop at Weston-super-Mare run via this route.

W.12 Bristol West Jn - St.Philips Marsh - North Somerset Jn (1 mi 8 ch)
NRU.

W.13 Bristol: North Somerset Jn - Dr Day's Jn (23 ch)
Used for diversions; when engineering work blocks the Badminton line, London and South Wales services run via this route.
[Item continued on next page. . . .]

- W.13 North Somerset Jn - Dr Day's Jn (continued)
 Also, UNTIL 28 SEPTEMBER:
 07:30 SUN Cardiff Central - Paddington.
 UNTIL 15 JUNE AND ON 28 SEPTEMBER:
 07:45 SUN, 09:05 SUN, 10:45 SUN and 11:45 SUN Swansea - Paddington.
 08:50 SUN, 10:30 SUN, 11:30 SUN and 12:30 SUN Paddington - Swansea.
- W.14 Filton Jn - North Filton Platform (74 ch)
 NRU.
- W.15 Patchway - Filton West Jn - Hallen Marsh Jn (6 mi 39 ch)
 Special trains, Avonmouth line stations to and from South Wales.
 South Wales and Clifton Down excursion normally operates Bank
 Holiday Mondays and TWThO mid-July to mid-August.
- W.16 Stoke Gifford Jn - Filton West Jn - Hallen Marsh Jn
 Special trains, Avonmouth line stations to and from Gloucester and
 Swindon.
- W.25 Newport: Maindee East Jn - Maindee North Jn (32 ch)
 NRU.
- W.26 Cardiff: Radyr Jn - Penarth Curve North Jn - Radyr Branch Jn
 (4 mi 16 ch)
 09:35 SX Merthyr - Cardiff Central.
 Special trains, Pontypridd etc. to and from points east of Cardiff,
 usually run via this route to avoid reversal at Cardiff Central.
- W.27 Cardiff: Radyr Jn - Penarth Curve North Jn -
 Penarth Curve South Jn (4 mi 19 ch)
 Special trains from Valleys stations to and from Barry Island, not
 required via Cardiff, may well operate via this route.
- W.28 Cardiff: Leckwith Jns - Penarth Curve North Jn -
 Penarth Curve South Jn (73 ch)
 Special trains to and from Barry Island from stations Bridgend and
 beyond.
- W.29 Aberdare High Level - Abercynon Jn (7 mi 49 ch)
 Advertised excursions from Aberdare, Mountain Ash and Penrhiw-
 ceiber.
- W.30 Bridgend East Jn - Barry (18 mi 75 ch)
 To permit engineering work on the main line between Bridgend and
 Cardiff, the following trains are booked to run via Barry:
 FROM 4/5 OCTOBER TO 28 FEBRUARY/1 MARCH:
 22:50 SO Swansea - Cardiff Central.
 FROM 8/9 NOVEMBER UNTIL 28 FEBRUARY/1 MARCH:
 21:20 SO, 09:00/08:20 SUN, 10:00 SUN, 11:30 SUN AND 12:30 SUN
 Paddington - Swansea.
 07:25/07:55 SUN, 09:18 SUN, 10:20 SUN, 11:20 SUN, 12:25 SUN,
 13:00 SUN and 14:00 SUN Swansea - Paddington.

- W.31 Bridgend - Tondy (reverse) - Cefn Jn - Margam Abbey Works East
 (12 mi 14 ch)
 Used for diversions when engineering work blocks the main line
 between Bridgend and Margam.
 UNTIL 27/28 SEPTEMBER:
 D 20:45 SO Paddington - Fishguard Harbour.
 01:50 SUN Fishguard Harbour - Paddington.
 D 08:00 SUN Cardiff Central - Pembroke Dock.
 21:20 SO and 23:55 SO Paddington - Swansea.
 07:45 SUN and 09:45 SUN Swansea - Paddington.
 22:50 SO Swansea - Cardiff Central.
- W.33 Court Sart Jn - Felin Fran - Grovesend Colliery Loop Jn -
 Morlais Jn (12 mi 56 ch)
 NRU.
 FROM 5 OCTOBER UNTIL 28 DECEMBER, owing to engineering operations
 between Swansea and Llanelli:
 10:05 SUN and 13:00/13:20 SUN Port Talbot Parkway - Milford Haven.
 12:00/12:20 SUN Port Talbot Parkway - Fishguard Harbour.
 13:00 SUN Milford Haven - Port Talbot Parkway.
- W.34 Court Sart Jn - Felin Fran - Grovesend Colliery Loop Jn -
 Hendy Jn (12 mi 42 ch)
 Special trains to and from Central Wales line.
- W.35 Swansea Loop West Jn - Landore Jn (29 ch)
 D 07:35 SO Gloucester - Pembroke Dock.
 D 09:30, D21:45 MSX and D 20:45 SO Paddington - Fishguard Harbour.
 D 08:00 SUN Cardiff Central - Pembroke Dock.
 D 12:10 SO Paddington - Pembroke Dock.
 D 10:05 SO York - Pembroke Dock. D 09:36 SO Tenby - York.
 D 14:17 Fishguard Harbour - Paddington.
 D 09:35 SO Pembroke Dock - Paddington.
 Also, special trains to and from West Wales, not required via
 Swansea, usually run via his route, although as an alternative
 they may operate via W.35.
- W.36 Carmarthen Jn - Carmarthen Bridge Jn (21 ch)
 Trains to and from West Wales, not booked to stop at Carmarthen,
 run via this route.

SOUTHERN REGION

- S.1 Weymouth Jn - Weymouth Quay (1 mi 32 ch)
 See Table 158.
- S.2 Southampton Western Docks - Millbrook Jn (38 ch from BR/ABP bdy)
 Boat trains in connection with sailings to and from Southampton
 Docks.
- S.3 Southampton Eastern Docks - Northam Jn (69 ch from BR/ABP bdy)
 Boat trains in connection with sailings to and from Southampton
 Docks.

S.4 Romsey Jn - Eastleigh East Jn (7 mi 4 ch)

'89' 21:45 SX Bristol Temple Meads - Southampton.
D 09:45 SO Cardiff Central - Weymouth.
D 12:56 SO Weymouth - Cardiff Central.

Also used for diversions when the line via Southampton and Netley is blocked for engineering works.

S.5 Farlington Jn - Cosham Jn (46 ch)

'99' 08:30 and D 10:12 SUN Brighton - Cardiff Central.
'99' D 10:12 SUN Brighton - Southampton.
'11' 11:11 FO Brighton - Penzance.
'11' 09:13 SO Brighton - Exeter St.Davids/Penzance.
'99' 16:12 SUN Brighton - Bristol Temple Meads.
'99' 16:10 Bristol Temple Meads - Brighton.
'11' 10:50 SO Penzance - Brighton.
'99' 17:05 SUN Cardiff Central - Brighton.

S.6 Portsmouth & Southsea Low Level - Blackfriars Jn (16 ch)

Trains terminating and starting at Portsmouth & Southsea.

S.7 Newhaven Marine - Newhaven Harbour Jn (22 ch)

D '42' 10:02 Brighton - Newhaven Marine.
'42' 05:14 Littlehampton - Newhaven Marine.
'52' D 08:04, D 10:55, 20:40/21:40, D 22:55 (all Daily) and
D 09:04 SUN Victoria - Newhaven Marine.
D '42' 21:03 Newhaven Marine -Portsmouth Harbour.
'52' 05:25/05:55, D 08:35, 17:20/18:20 (all Daily) Newhaven Marine
- Victoria.
06:25 Daily Newhaven Marine - Manchester Piccadilly.
16:15, 16:20 SUN Manchester Piccadilly - Newhaven Marine.
D 08:05 Portsmouth & Southsea - Newhaven Marine.

S.8 Dover Western Docks Jn - Archcliffe Jn (23 ch)

Inter-regional trains (see Table 50).
Boat trains to and from Dover Western Docks (see Tables 1 and 30 of the International Timetable). Also:
'46' 03:30 Victoria - Dover Western Docks.
'18' 06:00 SX Charing Cross - Margate.
'4' 06:00 SO Charing Cross - Ramsgate.
'4' 05:45 SO Dover Western Docks - Charing Cross.
'18' D 07:30 Charing Cross - Dover Western Docks.

S.9 Salisbury: Laverstock North Jn - Laverstock South Jn (34 ch)

Used for diversions when the line between Southampton and Worting Jn is blocked for engineering work.

SCOTTISH REGION

H.3 Dubbs Jn - Byrehill Jn (Kilwinning Avoiding line) (56 ch)

NRU.

H.4 Carstairs South Jn - Carstairs East Jn (Carstairs Avoiding line) (44 ch)

Special trains, if diesel-hauled, between Carlisle and Edinburgh. (Trains electrically-hauled on the WCML usually reverse and re-engine at Carstairs.)

UNTIL 25/26 OCTOBER:

22:35 SO and 23:25 SO King's Cross - Edinburgh.
20:00, 20:30 SO and D 21:15 SO Aberdeen - King's Cross.
20:12 SO and D 22:15 SO King's Cross - Aberdeen.
23:35 SO Edinburgh - King's Cross.

H.5 Wishaw North Jn - Holytown Jn (2 mi 75 ch)
Mossend East Jn - Mossend North Jn (28 ch)

C 22:30 SUN Euston - Stirling.
20:30 SX, D 20:30 SO and 20:30 SUN Inverness - Euston.

Also, special trains between Carstairs and Mossend, not required via Motherwell, would normally take this route.

H.6 Rutherglen East Jn - Langloan Jn - Coatbridge Jn (7 mi 6 ch)

Special trains, Glasgow Central, Kilmarnock etc. to and from points north of Glasgow, would normally take this route. Owing to engineering work between Queen Street and Cowlares, all services Glasgow Queen Street to and from Inverness and Aberdeen will operate via this route from and to Glasgow Central from Saturday 21 June to Sunday 29 June inclusive. Edinburgh push-pull services, reduced to hourly frequency, also run via this route on Saturdays 21 and 28 June and Sundays 22 and 29 June 1986.

H.7 Langloan Jn - Whifflet North Jn (60 ch)

NRU.

H.8 Glasgow: Muirhouse South Jn - Larkfield Jn (51 ch)

Special trains, Kilmarnock to and from points north or east of Glasgow.

H.9 Glasgow: Shields Jn - Terminus Jn - Muirhouse Central Jn (1 mi 9 ch)

NRU.

H.10 Glasgow: Shields Jn - Terminus Jn - Larkfield Jn (1 mi 49 ch)

Special trains, Lanarkshire to and from Clyde Coast resorts, and Carlisle to and from Gourrock, Wemyss Bay and Largs, normally run via this route.

H.11 Glasgow: Shields Jn - High Street Jn (2 mi 31 ch)

Special trains, Paisley and Clyde Coast resorts to and from former NB lines north and east of Glasgow.

H.12 Gartsherrie South Jn - Gartcosh Jn (1mi 23 ch)
Springburn - Cowlares Jn (57 ch)

21:00 SX and SUN Euston - Fort William.

H.14 Springburn - Cowlairs Jn (57 ch)

06:33 SO, 07:13 SO, 07:53 SO, 08:33 SO, 09:13 SO, 19:13, 19:53, 20:33, 21:13, 21:53, 22:33 and 23:13 Glasgow Q.St. - Cumbernauld. 06:20 SO, 07:10 SO, 07:50 SO, 08:30 SO, 18:30, 19:10, 19:50, 20:30, 21:10, 21:50, 22:30 and 23:10 Cumbernauld - Glasgow Q.St. ND* 08:50 SUN Edinburgh - Oban. ND* 15:30 SUN Oban - Edinburgh. (Note * Runs 6 July to 7 September; advertised excursion.)

Also used for diversions; when E&G main line is blocked for engineering work between Cowlairs and Greenhill, trains reverse at Cowlairs and run via this route and Cumbernauld (Sundays 25 May to 21 September (except Sundays 22 and 29 June) 1986, until 16:00).

H.15 Cowlairs West Jn - Knightswood North Jn (Westerton) (4 mi 3 ch)

Trains between Glasgow Queen Street and the West Highland line, see Table 227. Also special trains to and from Dumbarton and beyond.

H.15a Cowlairs East Jn - Cowlairs North Jn (reverse) - Cowlairs West Jn

08:50 SUN Aberdeen - Glasgow Queen Street. (Does NOT run this route 22 June to 7 September.)

H.16 Cowlairs East Jn - Knightswood North Jn (4 mi 8 ch)

ND* 08:50 SUN Edinburgh - Oban. ND* 15:30 SUN Oban - Edinburgh. (Note * Runs this route Sunday 29 June only; advertised excursion) Special trains direct from the E&G line to Dumbarton and beyond or vice versa.

H.17 Cowlairs East Jn - Maryhill Park Jn - Knightswood South Jn (3 mi 65 ch)

Temporarily closed between Maryhill Park Jn and Knightswood South Jn.

H.18 Hyndland North Jn - Hyndland West Jn (Jordanhill Curve) (19 ch)

NRU.

H.20 Slateford Jn - Craiglockhart Jn - Niddrie West Jn - Portobello Jn (6 mi 62 ch)

Used for diversions; when engineering work blocks the line between Slateford Jn and Edinburgh, Carstairs and Edinburgh services are diverted via this route.

H.21 Craiglockhart Jn - Gorgie Jn - Haymarket Central Jn/Haymarket West Jn (53 ch/58 ch)

Edinburgh Suburban line (together with H.20). NRU.

H.22 Edinburgh: Abbeyhill Jn - Lochend Jn - Craigentenny Jn (1 mi 37 ch)

Alternative route between Edinburgh and Portobello. NRU. Also serves Meadowbank station, used by shuttle service fro Edinburgh during main evenys at adjacent Meadowbank Sadium (e.g., Commonwealth Games Saturday 26 July to Saturday 2 August 1986). Meadowbank station is situated immediately on the Portobello side of Lochend Jn and shuttle service uses only Abbeyhill Jn to Meadowbank portion of this route.

H.23 Edinburgh: Abbeyhill Jn - Easter Road (reverse) - Lochend Jn - Portobello Jn (1 mi 73 ch)

Used, in emergency, to turn London-bound HST sets immediately on departure from Edinburgh.

H.24 Winchburgh Jn - Dalmeny Jn (4 mi 35 ch)

Special trains, Glasgow, Falkirk etc. to and from Fife. Also used for diversions; when engineering work blocks the line between Winchburgh Jn and Haymarket, Edinburgh and Glasgow services are diverted via this route, reversing at Dalmeny. (Applies Sundays during October 1986.)

H.25 Rosyth Dockyard - Inverkeithing South Jn (2 mi 10 ch)

N* 15:32 FO and 16:32 FSX Rosyth Dockyard - Kirkcaldy. N* 06:45 SX Kirkcaldy - Rosyth Dockyard. (Note * Not advertised between Inverkeithing and Rosyth Dockyard.)

Also special trains on annual Dockyard "Open Days", 21 and 22 June in 1986.

H.26 Inverkeithing North Jn - Inverkeithing East Jn (33 ch)

Special trains from both Dunfermline and Kirkcaldy to points north of Thornton Junction and vice versa. Used by special trains, Cowdenbeath and Burntisland, in connection with Burntisland Highland Games (Monday 21 July 1986).

H.27 Thornton South Jn - Thornton West Jn (23 ch)

Special trains from both Kirkcaldy and Dunfermline routed via the Forth Bridge.

H.28 Thornton North Jn - Thornton West Jn - Cardenden (5 mi 52 ch)

06:53 Markinch - Edinburgh.

H.30 Welsh's Bridge Jn - Rose Street (Inverness Avoiding line) (32 ch)

18:00 Wick - Inverness. 23:30 SX and SUN Glasgow Queen Street - Inverness. Also, special trains to and from North stations from and to points south or east of Inverness.

NON-BRITISH RAILWAYS LINES

LONDON REGIONAL TRANSPORT

Northumberland Park Staff Platform - Seven Sisters (1 mi 48 ch)

Staff train service at approximately 20-30 minute intervals, except during Monday to Friday rush hours.

Watford North Jn - Watford East Jn (26 ch)

Staff trains: '03' 00:29 MO, '15' 00:39¹/₂ MX and '37' 00:39¹/₂ SUN Watford - Rickmansworth. Also used at times of service disruption (or staff shortage) when trains are required to serve both Watford and Rickmansworth.

NORTHERN IRELAND RAILWAYS

Antrim - Bleach Green Jn (17 mi 4 ch)

Special trains, Belfast York Road to and from Antrim and beyond.

CORAS IOMPAIR EIREANN (From 13 January 1986)

Dublin Connolly - Newcomen Jn - Glasnevin Jn (MGWR) (1 mi 68 ch)

07:15 SX, 07:05 SX, 08:50 SX, 16:15 SX and 17:45 SX Dublin Connolly - Maynooth.
06:55 SX, 08:07 MSX, 08:25 SX, 09:40 SX, 17:00 SX and 18:45 SX Maynooth - Dublin Connolly.

Dublin: Glasnevin Jn (GS&WR) - Islandbridge Jn (2 mi 54 ch)

Used by special trains, Dublin Connolly to and from the Cork main line.

Limerick Junction: Kyle Crossing points - Milltown Crossing points (27 ch)

07:20, 08:30 and 17:50 SUN Limerick - Dublin Heuston.
17:40, 18:45 FO and 18:00 SUN Dublin Heuston - Limerick.

Also, special trains, Limerick to and from points north of Limerick Junction.

Cobh Jn - Youghal (20 mi 63 ch)

Annual special train to Claremorris. In 1985 this ran on 12 May, departing Youghal about 06:25 and returning at 23:45, and in 1986 on 18 May, departing Youghal at 06:30.

Limerick (Ennis Jn) - Athenry (58 mi 79 ch)

Athenry - Claremorris (33 mi 26 ch)

Knock pilgrimage specials to and from Claremorris maybe about once a month during the season, i.e., May to October. Note that some trains from Cork and surrounding areas travel via Portarlinton, where they reverse. (The working timetable shows the following Sunday paths: Limerick depart 08:55, 09:48, 10:47, Claremorris arrive 11:58, 12:40, 13:50; Claremorris depart 17:15, 18:10, 19:05, Limerick arrive 20:17, 21:12, 22:07. Not all paths may be used and, when only one or two trains operate, they may not run in any of these paths.)

A special service operates most Thursdays between Ennis and Limerick by extension of regular services, offering a day trip facility between Ennis and Dublin.

Published by the Branch Line Society at 73 Norfolk Park Ave., Sheffield; printed by Kestrel Print, Ifold, Loxwood, West Sussex.

am19051986K8;
06061986M16;
13061986L8.

TEMPORARY TIMETABLE FROM 12 MAY 1986
London Broad St → Queens Park, Willesden Junction, Harrow & Wealdstone and Watford Junction

Second Class only

Mondays to Fridays

London Broad Street.....	⊖ d	0717	0756	0830	0844	0916	1616	1648	1719	1751	1819	1837
Dalston Junction.....	d	0722	0802	0835	0849	0921	1622	1653	1725	1756	1824	1842
Canonbury.....	d	0725	0804	0838	0856	0924	1624	1656	1727	1759	1827	1845
Highbury & Islington.....	⊖ d	0726	0806	0839	0858	0925	1626	1657	1729	1800	1828	1846
Caledonian Road & Barnsbury.....	d	0728	0807	0841	0859	0927	1627	1659	1730	1802	1830	1848
Camden Road.....	d	0730	0810	0843	0902	0929	1630	1701	1733	1804	1832	1850
Primrose Hill.....	d	0733	0812	0846	0904	0932	1632	1704	1735	1807	1835	1853
South Hampstead.....	d	0736	0817	0851	0909	0937	1635	1707	1738	1810	1838	1856
Kilburn High Road.....	d	0737	0819	0852	0911	0938	1637	1708	1740	1811	1839	1857
Queens Park.....	⊖ d	0742	0822	0854	0913	0940	1640	1712	1742	1813	1842	1900
Kensal Green.....	d	0744	0824	0856	0915	0942	1642	1714	1744	1815	1844	1902
Willesden Junction Low Level.....	d	0747	0826	0859	0917	0945	1644	1717	1747	1818	1847	1905
Richmond.....	⊖ a	—	—	—	(0937)	(1007)	—	(1737)	—	—	—	—
Harlesden.....	d	0748	0828	0900	0919	0946	1646	1718	1748	1819	1848	1906
Stonebridge Park.....	d	0750	0830	0902	0921	0948	1648	1720	1750	1821	1850	1908
Wembley Central.....	d	0753	0832	0905	0923	0951	1650	1723	1753	1824	1853	1911
North Wembley.....	d	0755	0834	0907	0925	0953	1652	1725	1755	1826	1855	1913
South Kenton.....	d	0756	0836	0908	0927	0954	1654	1726	1756	1827	1856	1914
Kenton.....	d	0758	0838	0910	0929	0956	1656	1728	1758	1829	1858	1916
Harrow & Wealdstone.....	d	0801a	0841a	0913	0931	0959	1658	1731	1801	1832	1901	1919
Headstone Lane.....	d	—	—	0915	0934	1001	1701	1733	1803	1834	1903	1921
Hatch End.....	d	—	—	0917	0936	1003	1703	1735	1805	1836	1905	1923
Carpenders Park.....	d	—	—	0920	0939	1006	1706	1738	1808	1839	1908	1926
Bushey.....	d	—	—	0923	0941	1009	1708	1741	1811	1842	1911	1929
Watford High Street.....	d	—	—	0926	0945	1012	1712	1744	1814	1845	1914	1932
Watford Junction.....	a	—	—	0929	0948	1015	1715	1747	1817	1848	1917	1935
Watford Junction.....	d	—	0646	0717	0736	0750	0817	—	1600	1620	1653	1722
Watford High Street.....	d	—	0649	0720	0739	0753	0820	—	1603	1623	1656	1725
Bushey.....	d	—	0652	0723	0742	0756	0823	—	1606	1626	1700	1728
Carpenders Park.....	d	—	0655	0726	0745	0759	0826	—	1609	1629	1702	1731
Hatch End.....	d	—	0657	0728	0747	0801	0828	—	1611	1631	1705	1733
Headstone Lane.....	d	—	0659	0730	0749	0803	0830	—	1613	1633	1707	1735
Harrow & Wealdstone.....	d	—	0702	0733	0752	0806	0833	0906	1616	1636	1709	1738
Kenton.....	d	—	0704	0735	0754	0808	0835	0908	1618	1638	1712	1740
South Kenton.....	d	—	0706	0737	0756	0810	0837	0910	1620	1640	1714	1742
North Wembley.....	d	—	0708	0739	0758	0812	0839	0912	1622	1642	1715	1744
Wembley Central.....	d	—	0710	0741	0800	0814	0841	0914	1624	1644	1717	1746
Stonebridge Park.....	d	—	0712	0743	0803	0817	0843	0917	1626	1646	1720	1749
Harlesden.....	d	—	0714	0745	0805	0819	0845	0919	1628	1648	1722	1751
Richmond.....	⊖ d	—	—	—	—	—	(0825)	—	—	—	(1705)	—
Willesden Junction Low Level.....	d	0630	0716	0747	0806	0820	0847	0920	1630	1650	1723	1752
Kensal Green.....	d	0633	0718	0749	0809	0823	0849	0923	1632	1652	1726	1755
Queens Park.....	d	0635	0720	0752	0811	0825	0853	0925	1635	1657	1728	1758
Kilburn High Road.....	⊖ d	0637	0722	0754	0813	0827	0855	0927	1637	1659	1730	1800
South Hampstead.....	d	0638	0723	0755	0814	0828	0857	0928	1638	1700	1731	1801
Primrose Hill.....	d	0641	0726	0758	0817	0831	0900	0931	1641	1703	1734	1804
Camden Road.....	d	0644	0729	0801	0820	0834	0902	0934	1650	1711	1737	1807
Caledonian Road & Barnsbury.....	d	0646	0731	0803	0822	0836	0905	0936	1652	1713	1739	1809
Highbury & Islington.....	⊖ d	0648	0733	0805	0824	0838	0906	0938	1654	1715	1741	1811
Canonbury.....	d	0649	0734	0806	0825	0839	0908	0939	1655	1716	1742	1812
Dalston Junction.....	d	0652	0737	0809	0828	0842	0914	0942	1658	1719	1749	1817
London Broad Street.....	⊖ a	0657	0742	0814	0833	0847	0919	0947	1703	1724	1754	1822

Subject to alteration or cancellation.

CAS Midland L00082

CHRISTMAS SHOPPING TRIPS

to ^{M.9}
MILTON KEYNES

by the
"CHILTERN SHOPPER"

special trains

SATURDAYS

22nd November

6th & 13th December ¹⁹⁸⁶

Adult return fares

Denham, Gerrards Cross,
Seer Green, Beaconsfield,
High Wycombe, Princes
Risborough,

£3.00

Monks Risborough, Little
Kimble, Great Missenden,
Wendover, Stoke Mandeville
Aylesbury, Quinton Road,

£2.50

Winslow,

£1.50

Children **HALF** fare

Tickets available from your station **NOW**



Network SouthEast

With its wide selection of stores, including all the major multiples, large department stores, a fine selection of smaller shops, and the large indoor and outdoor markets, Milton Keynes is one of Britain's newest, brightest, and smartest shopping centres. Now with our "Chiltern Shopper" special trains, its one of the most convenient too.

The "Chiltern Shopper" gives you plenty of time to explore the city, take lunch, and do your Christmas shopping. So, this Christmas, forget about parking problems, leave the car in the garage, and let the train take the strain!

TRAIN TIMES

	Outwards	Return
West Ruislip	0830	1825
Denham	0836	1820
Gerrards Cross	0841	1815
Seer Green	0847	1810
Beaconsfield	0852	1806
High Wycombe	0901	1759
Princes Risborough	0914	1747
Monks Risborough	0918	1743
Little Kimble	0922	1739
*Great Missenden	0855	1757
*Wendover	0902	1750
*Stoke Mandeville	0906	1745
Aylesbury	0932	1730
Quinton Road	0949	1713
Winslow	1030	1635
MILTON KEYNES	1110	1610

*connecting service to/from Aylesbury



TELEPHONE ENQUIRIES
Please Telephone 0494 41561
0700 to 2100 daily

Published by British Rail (LMR)
Area Manager, Marylebone.
(10/86)



Starting 12 May 1986
NEW THROUGH
SERVICE BETWEEN
STAINES & WOKING



Starting 12 May 1986
NEW THROUGH
SERVICE BETWEEN
STAINES & WOKING

TIMETABLE DETAILS

Monday to Friday

Staines	09.50	15.50	18.50	19.50	20.50	21.50	22.50
Egham	09.54	15.54	18.54	19.54	20.54	21.54	22.54
Virginia Water	09.58	15.58	18.58	19.58	20.58	21.58	22.58
Byfleet & NH	10.11	16.11	19.11	20.11	21.11	22.11	23.11
West Byfleet	10.14	16.14	19.14	20.14	21.14	22.14	23.14
Woking	10.18	16.18	19.18	20.18	21.18	22.18	23.18

Saturday

Staines	06.50	22.50
Egham	06.54	22.54
Virginia Water	06.58	22.58
Byfleet & NH	07.11	23.11
West Byfleet	07.14	23.14
Woking	07.18	23.18

Sunday no service

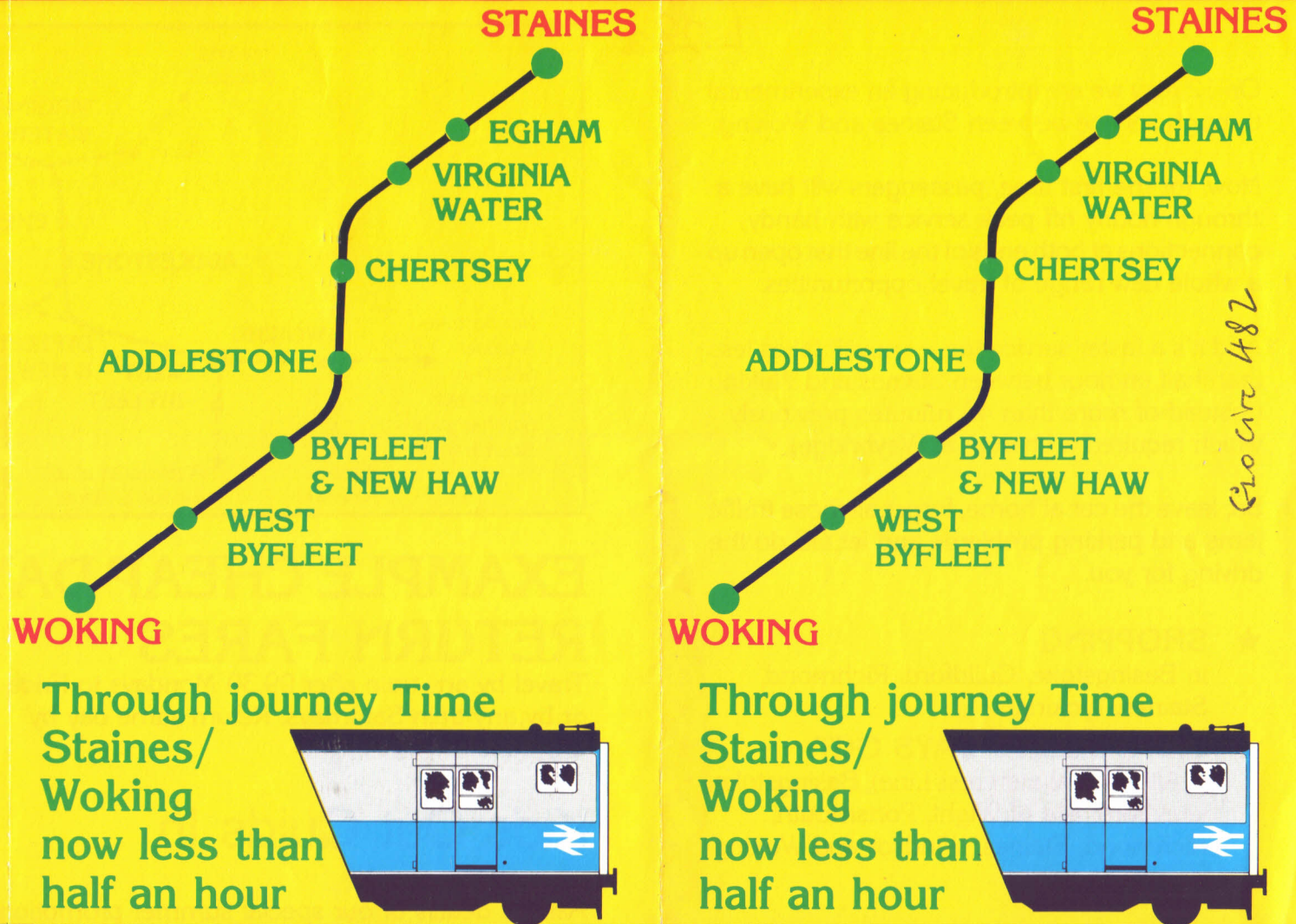
Monday to Friday

Woking	10.23	16.23	19.23	20.23	21.23	22.23
West Byfleet	10.27	16.27	19.27	20.27	21.27	22.27
Byfleet & NH	10.30	16.30	19.30	20.30	21.30	22.30
Virginia Water	10.42	16.42	19.42	20.42	21.42	22.42
Egham	10.45	16.45	19.45	20.45	21.45	22.45
Staines	10.50	16.50	19.50	20.50	21.50	22.50

Saturday

Woking	07.23	22.23
West Byfleet	07.27	22.27
Byfleet & NH	07.30	22.30
Virginia Water	07.42	22.42
Egham	07.45	22.45
Staines	07.50	22.50

Sunday no service



We're getting there ➡

We're getting there ➡



Starting 12 May 1986 NEW THROUGH SERVICE BETWEEN STAINES & WOKING

L.28a

On 12 May we are introducing an experimental through service between Staines and Woking.

Now, for the first time, passengers will have a through hourly off peak service with handy connections at both ends of the line that open up a whole new range of travel opportunities.

And it's a faster service too — now it takes less than half an hour between Staines and Woking (instead of more than 40 minutes previously which required a change at Weybridge).

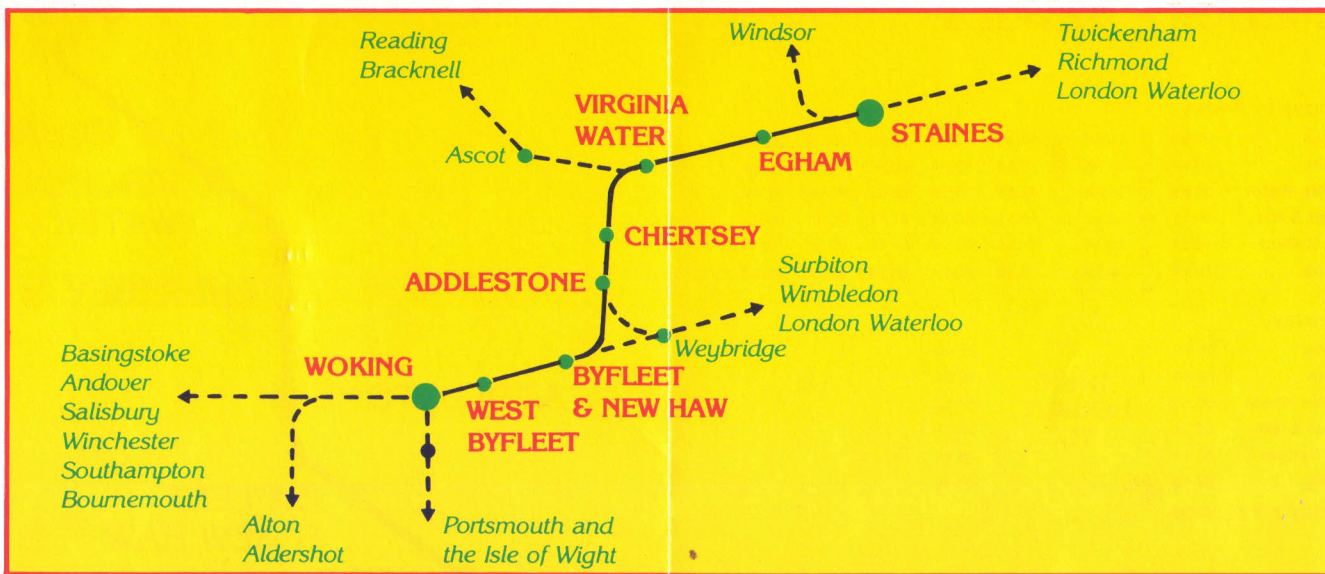
So, leave the car at home, forget all those traffic jams and parking problems and let US do the driving for you.

★ SHOPPING

in Basingstoke, Guildford, Richmond, Staines, Woking

★ SIGHTSEEING/DAYS OUT

in Alton (for Watercress Line), Basingstoke, Guildford, Isle of Wight, Portsmouth, Richmond, Staines, Windsor and Woking.



EXAMPLE CHEAP DAY RETURN FARES

Travel by any train after 09.30 Mondays to Fridays or by any train Saturdays. Return same day by any train.

Kids Out Quids In

Ask for details of our special summer promotion. Ideal for Days out. (Until 28 September).

To:	2nd Class Cheap Day Fares	
	STAINES	WOKING
Basingstoke	£5.10	
Guildford	£2.90	
Portsmouth	£8.40	
Richmond		£3.20
Salisbury	£9.60	
Staines		£2.20
Alton	£4.50	
Windsor		£3.10
Woking	£2.20	

Timetable details are shown on the back page of this folder, but, remember, this is an EXPERIMENTAL service and its future depends on sufficient patronage.

We're getting there